

MINNESOTA DEPARTMENT
OF
AGRICULTURE

COMMISSIONER

David J. Frederickson

Assistant Commissioner

Charlie Poster

PLANT PROTECTION DIVISION

GEIR FRIISOE – DIRECTOR

CHUCK DRYKE – ASSISTANT DIRECTOR

HARLEY OLINSKE – SECTION MANAGER

MICHAEL HORKEN – POTATO UNIT SUPERVISOR

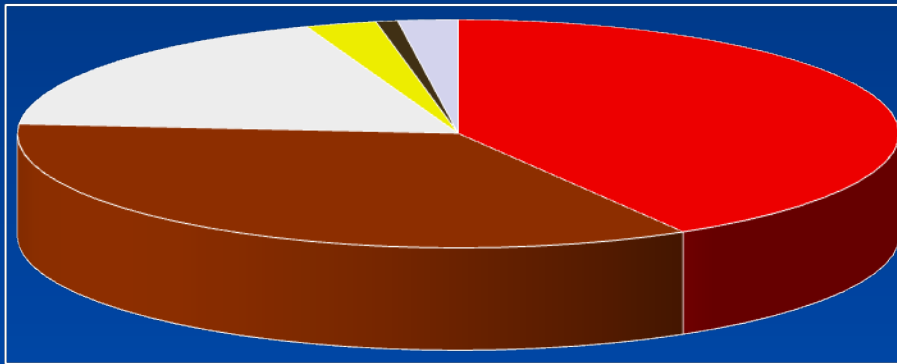
JEFF MILLER – SEED POTATO SPECIALIST



SUMMARY SUMMER READINGS 2010-2013

	2010	2011	2012	2013
NO. OF GROWERS	42	41	37	34
ACRES ENTERED	8,154	8,100	7,138	6,565
ACRES CERTIFIED	6,975	6,909	6,032	5,385
NO. OF LOTS	503	545	549	478

2013 Certified Acres



- **Reds/41.5%**
- **Russets/34.8%**
- **Whites/18.1%**
- **Yellow Flesh/2.6**
- **Frito Lay/0.8%**
- **Misc./2.2%**



SUMMARY OF REJECTED ACRES (SUMMER 2013)

	2010	2011	2012	2013
ACRES REJECTED	519.85	823.00	516.50	1,094
BRR	0	0	0	0
VARIETY MIX	52.00	0	2	0
LEAFROLL	0	0	0	0
SEVERE MOSAIC	232.85	495.20	514.50	925.00
Other	235.00	328		169.00
Withdrawn	637.00	534.00	540	0

Gassing Samples



Upstairs Grow Out



HAWAII WINTER TEST



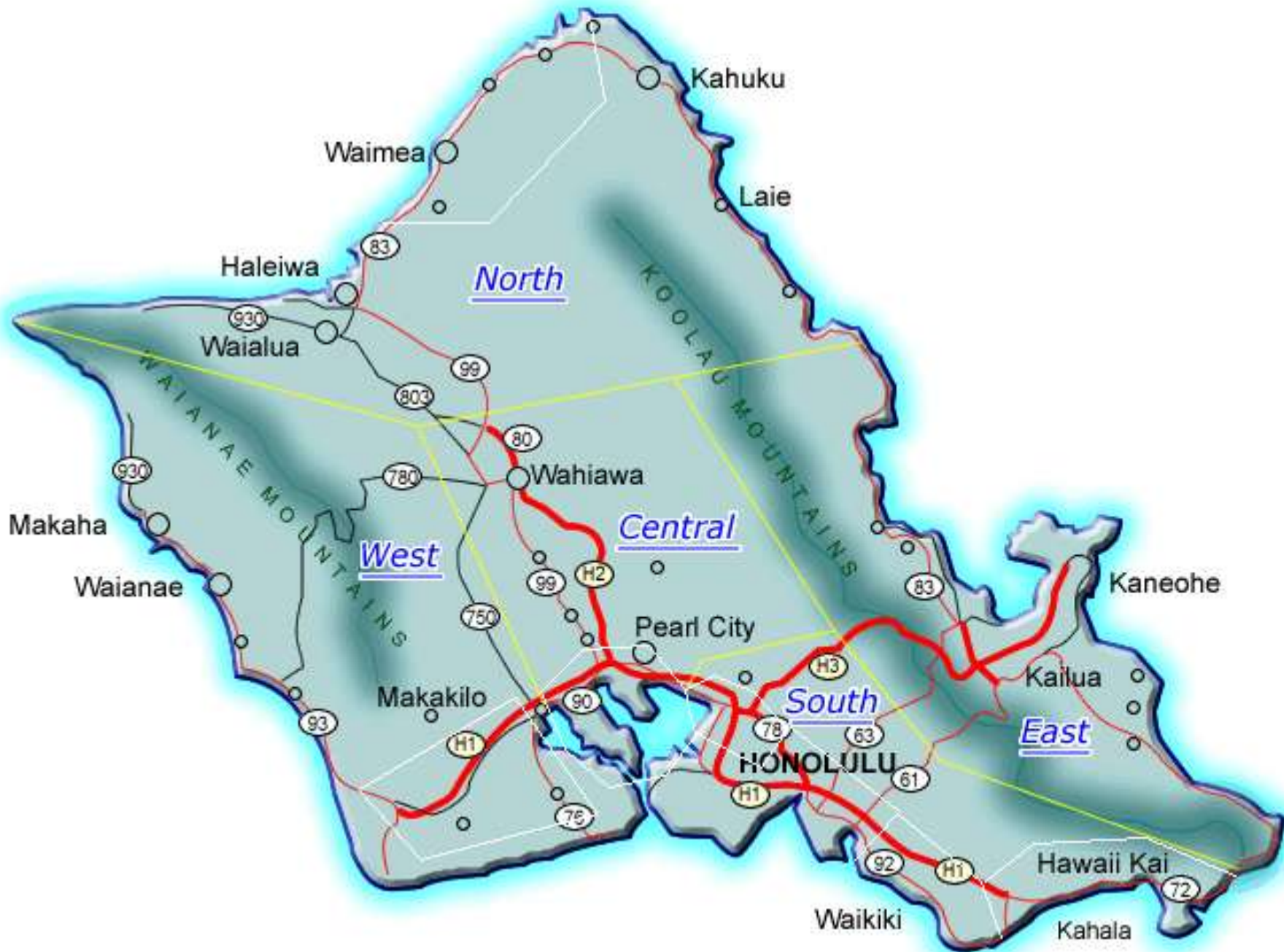
ISLAND OF OAHU – NORTH SHORE

TWIN BRIDGE FARMS – WAIALUA, HI

MILT AGADAR
AL MEDRANO

TWIN BRIDGE FARMS





DIP TANK



Dipping



Planting





Potato Virus Y (PVY)





HAWAII WINTER TEST SUMMARY

	2010	2011	2012	2013
NO. OF LOTS	255	302	281	241
ACRES	4,161	4,890	5,370	4,335























192

1 single



A
B
C
D
E
F
G
H

1 2 3 4 5 6 7 8 9 10


MaxiSorp

Nunc

Date: 16 Jan 2014 Test: ^{plate 2} 2013 Crop year - WT
 Test performed by: *[Signature]* Area: MS
 4:00 PM

	1	2	3	4	5	6	7	8	9	10	11	12
A	+	63	57		51							
B	+	11	32			63						
C	-	11	204									
D	-	18	204									
E	30	27	14							63		
F	16	25	32							203		203
G	4	24	32							203		-
H	63	10	32									-

agdia cat = plate 2



Date: 16 Jan 2014 Test: ^{plate 2} 2013 Crop year - WT
 Test performed by: *[Signature]* Area: HI
 4:00 PM

	1	2	3	4	5	6	7	8	9	10	11	12
A	+			203				11				
B	+			111				204				
C	-											204
D	-											-
E	203											-
F												-
G												-
H												-

agdia

Winter Test Crop Year 2013 by Acreage

Acres Information

	Entered	Eligible	Not Elig.	Acres % Eligible	Acres % Not Elig.	2012% Elig.
G1	7.09	7.09	0.00	100%	0%	87%
G2	85.13	72.13	13.00	85%	15%	93%
G3	1,828.55	1,742.50	86.05	95%	5%	76%
G4	728.63	588.21	140.42	81%	19%	81%
G5	710.00	467.00	243.00	66%	34%	27%
G6	357.10	203.80	153.30	57%	43%	82%
C	618.00	281.20	336.80	46%	54%	5%
PF1						
PF2						
F1						
F2						
Totals	4,334.50	3,361.93	972.57	78%	22%	59%





















Minnesota



Seed

Potatoes

Certified