

Cow herd management and costs



Dr. John Popp
Farm Production Extension - Beef
Manitoba Agriculture, Food and Rural
Initiatives

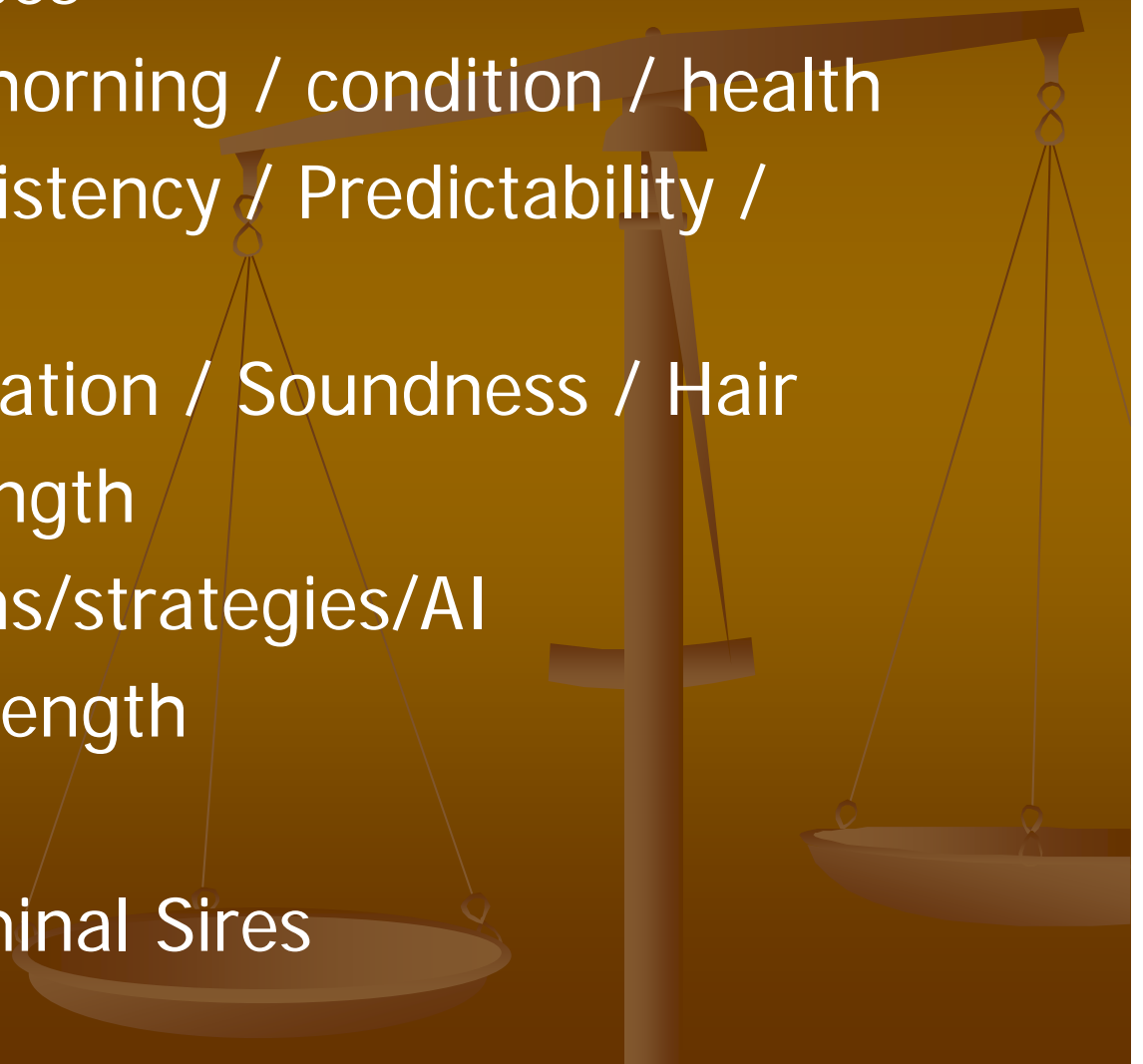
Cost of production - \$/lb calf weaned

- Calving season
- Feed inputs
- Ration balancing
- Cow size
- Cow condition
- Records
- Pastures / Grazing season
- Supplements / Implants
- Health management
- LABOR and MANAGEMENT input



Price premiums - Reputation selling

- Production practices
 - castration / dehorning / condition / health
- Uniformity / Consistency / Predictability / Performance
- Muscle / Conformation / Soundness / Hair
- Calving season length
- Breeding programs/strategies/AI
- Breeding season length
- Records
- Maternal vs. Terminal Sires

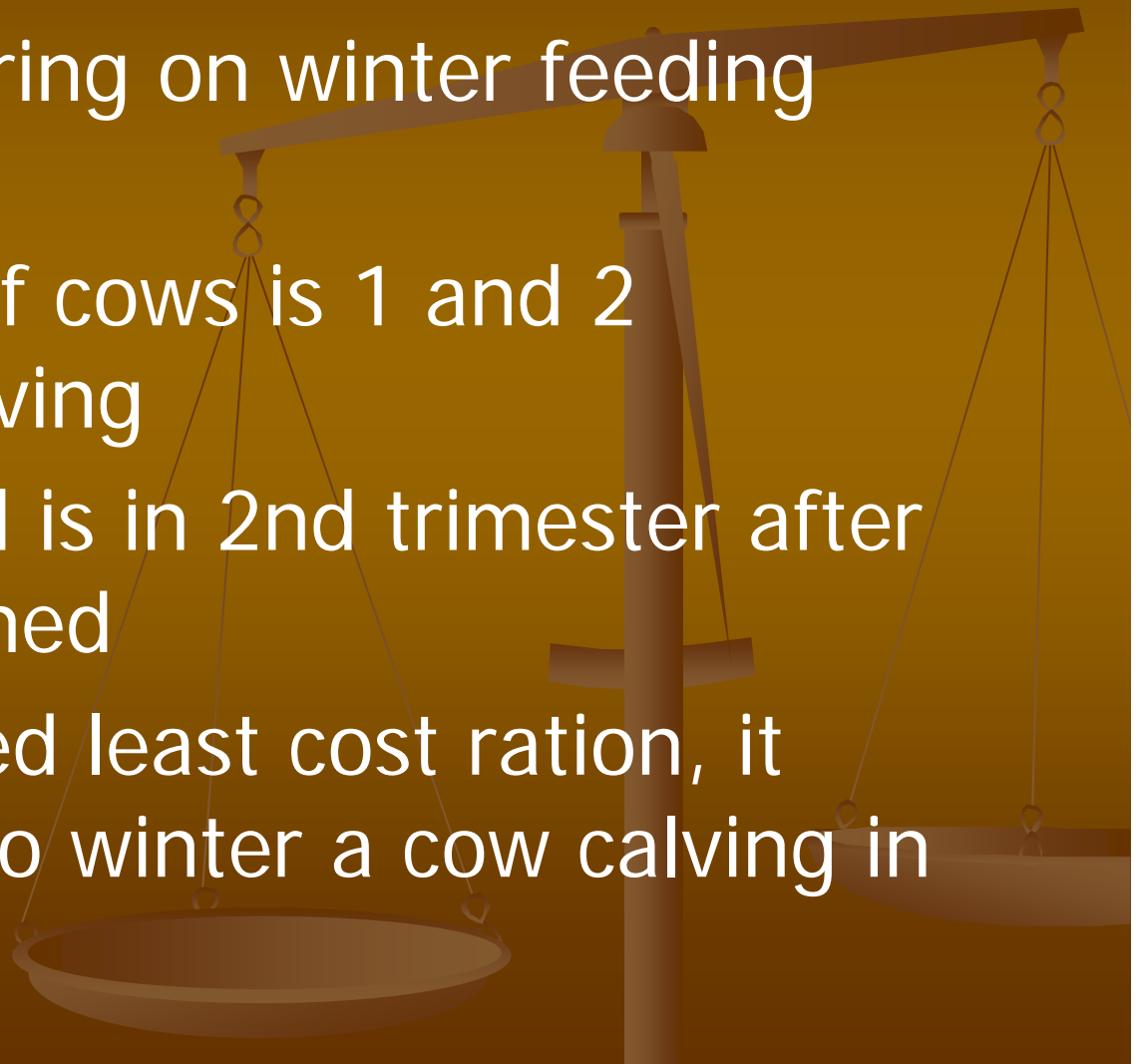




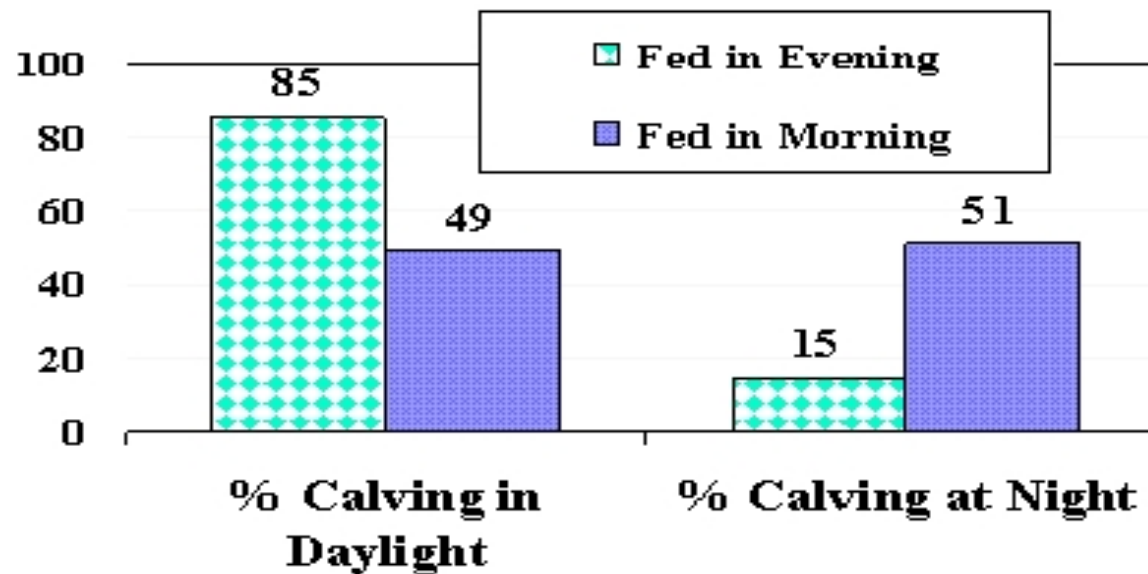


Calving season

- Stage of production of cows has substantial bearing on winter feeding costs
- Peak demand of cows is 1 and 2 months postcalving
- Lowest demand is in 2nd trimester after calves are weaned
- Using a balanced least cost ration, it costs \$35 less to winter a cow calving in May vs. March



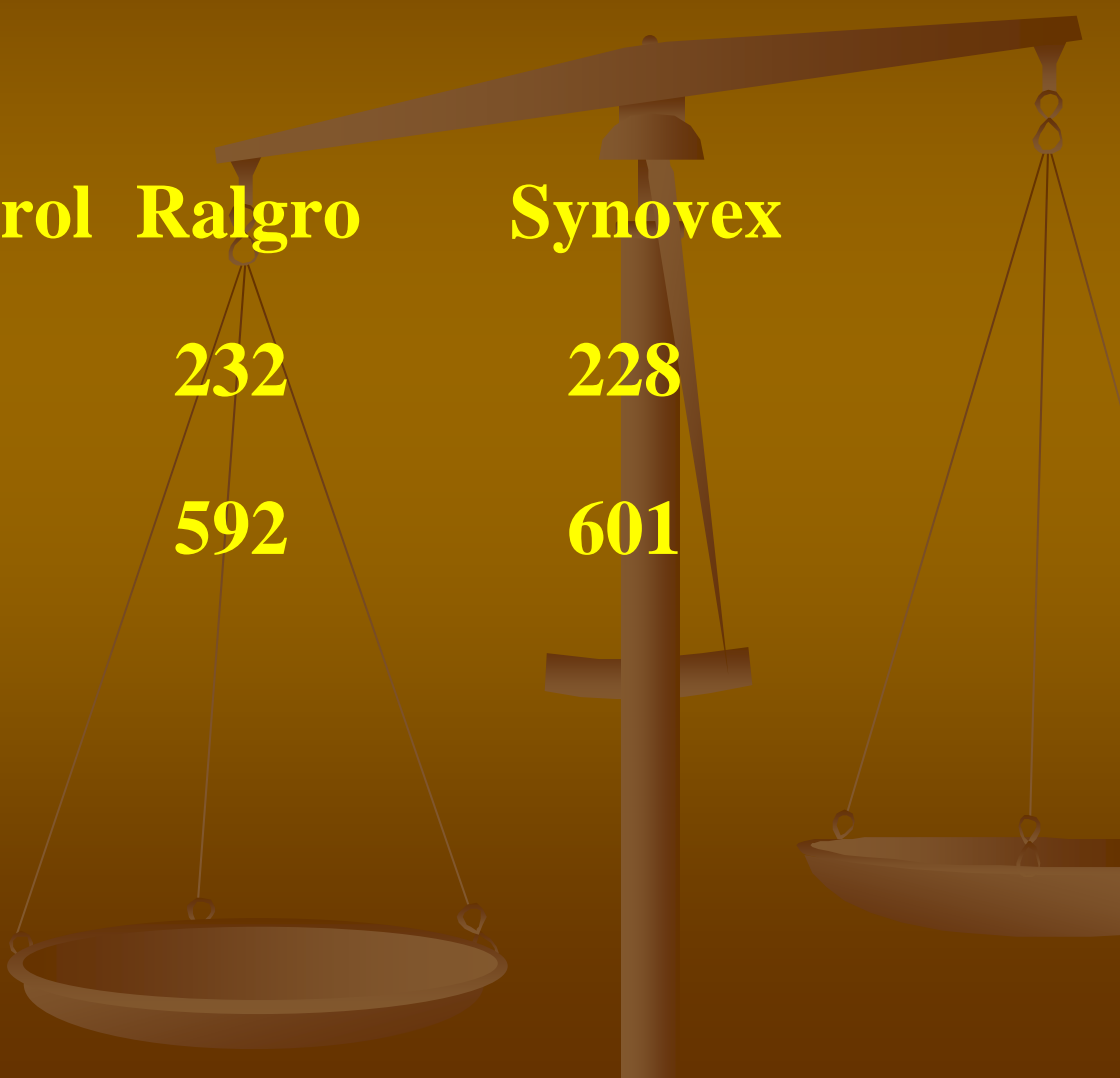
Percent of calves born in daytime vs nighttime as affected by time of feeding of cows



A study from Iowa utilizing 1300 cows

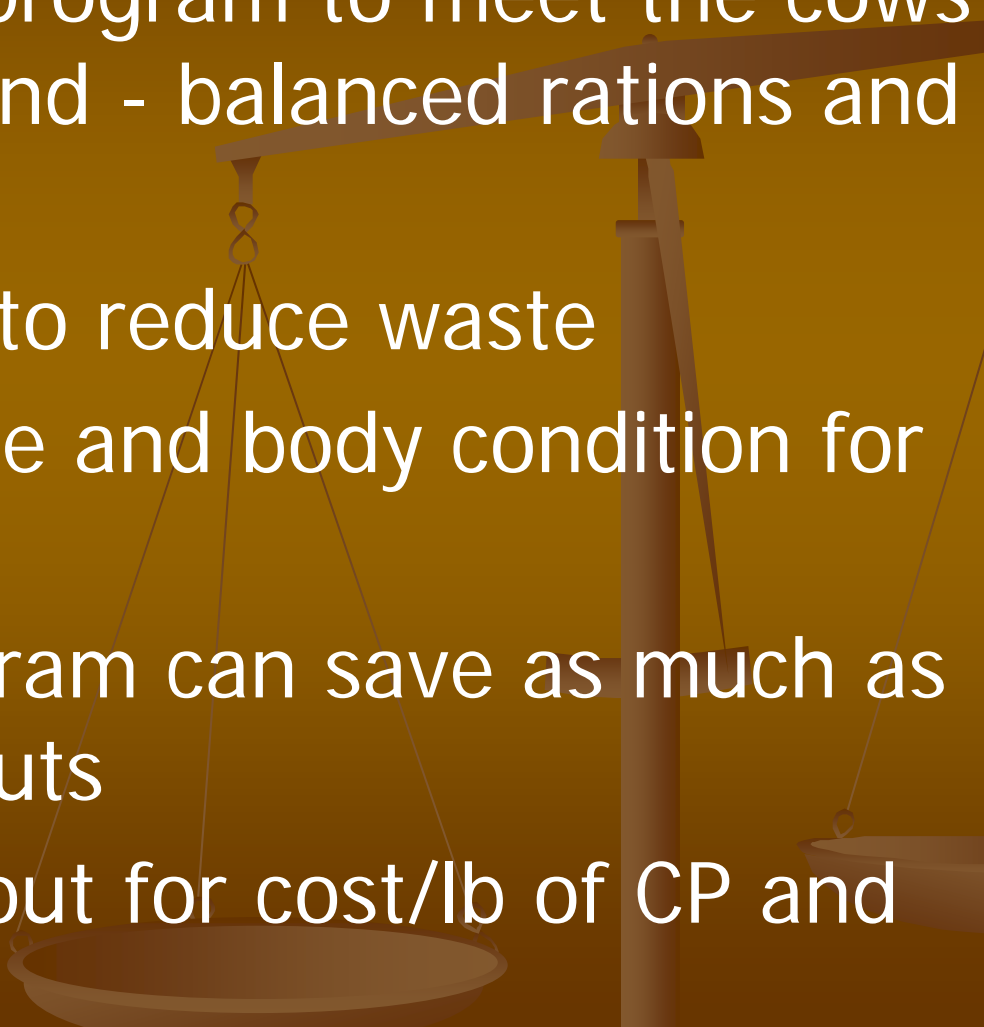
Strategy - if too many to feed at dusk..feed heifers late

Implanted calves

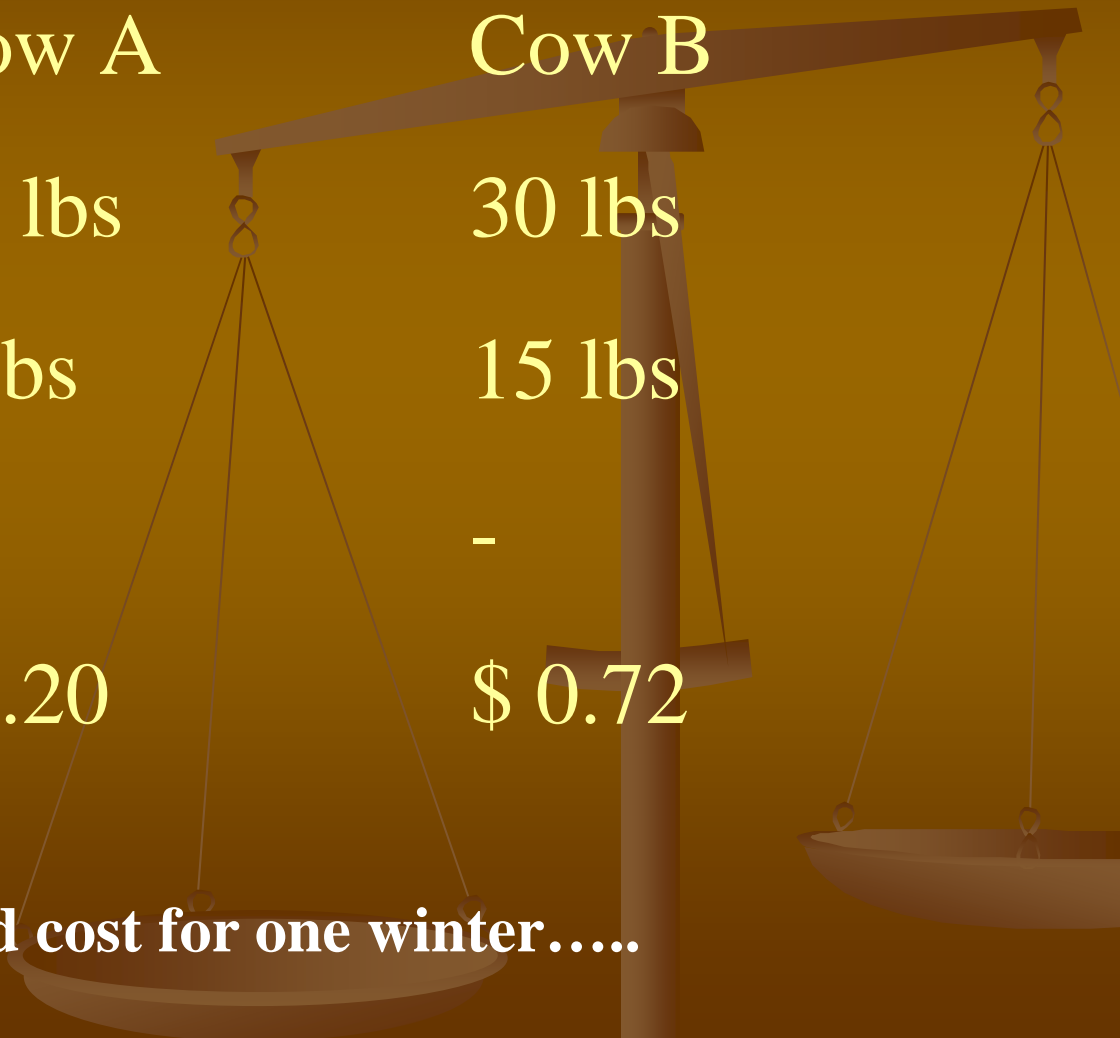


| | Control | Ralgro | Synovex |
|-----------------------|----------------|---------------|----------------|
| Initial weight | 230 | 232 | 228 |
| Final weight | 570 | 592 | 601 |

Balance rations for CP and TDN

- Match the feed program to meet the cows nutritional demand - balanced rations and supplements
 - Limit feed cows to reduce waste
 - Sort cattle by age and body condition for wintering
 - A balanced program can save as much as 10% of feed inputs
 - Price your feed out for cost/lb of CP and TDN
- 

Example



| | Cow A | Cow B |
|----------|--------|---------|
| Hay | 60 lbs | 30 lbs |
| Straw | 5 lbs | 15 lbs |
| Grain | - | - |
| Cost/day | \$1.20 | \$ 0.72 |

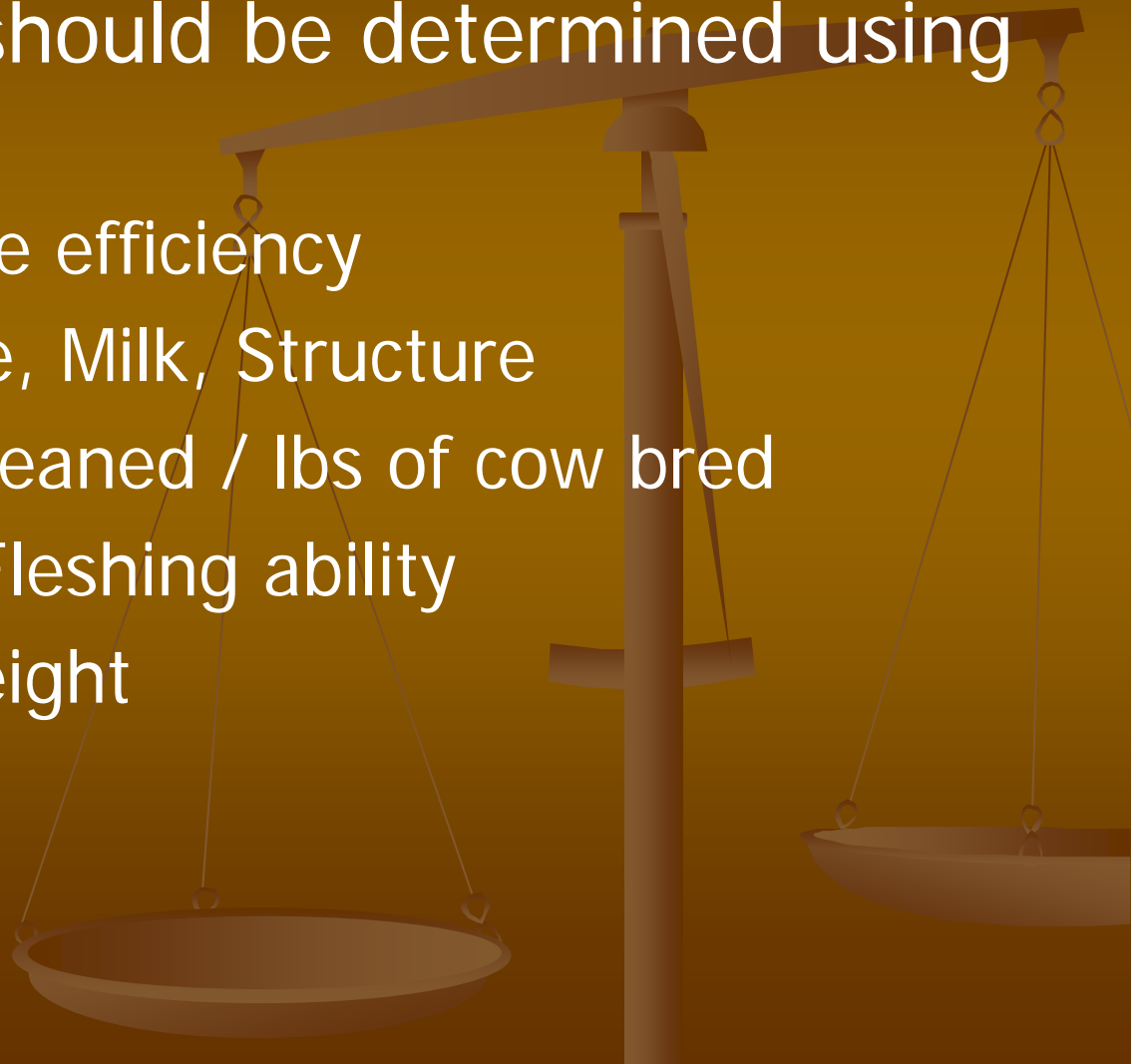
\$96 difference in feed cost for one winter.....

Monitor Cow BCS


- Assess body condition of the cow herd periodically...feed to meet the demands of 65-70% of the cowherd....don't base your decision on the bottom 10% of cows that are skinny...they are usually the harder fleshing types...select against them
- Have a neighbor look at your cows once a month...they don't need to be at BCS 6 all winter...maybe just for calving, breeding and lactation?

Cow efficiency

- Cow efficiency should be determined using these priorities:
 - 1) Reproductive efficiency
 - 2) Calving ease, Milk, Structure
 - 3) lbs of calf weaned / lbs of cow bred
 - 4) Longevity/ Fleshing ability
 - 5) Weaning weight

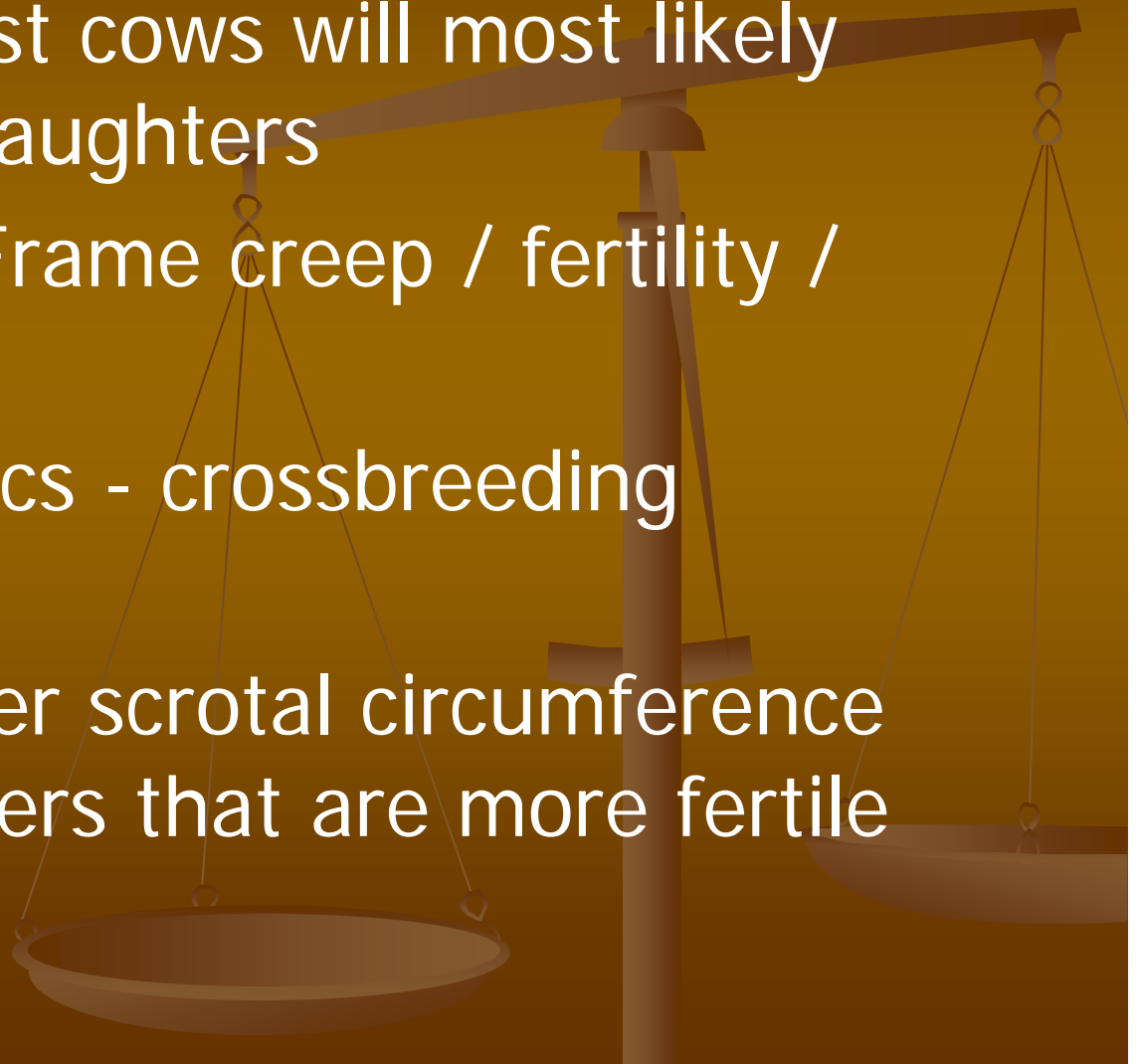


Records

- Keep records and USE them
 - Software options - can be costly
 - MAF has designed simple record keeping programs that you can obtain free of charge
 - Important information
 - Calving records and interval
 - Cow size / weight / type
 - Weaning weight
 - Pregnancy rate / Weaning rate
 - **MOST IMPORTANT - Cost of production...**
- 

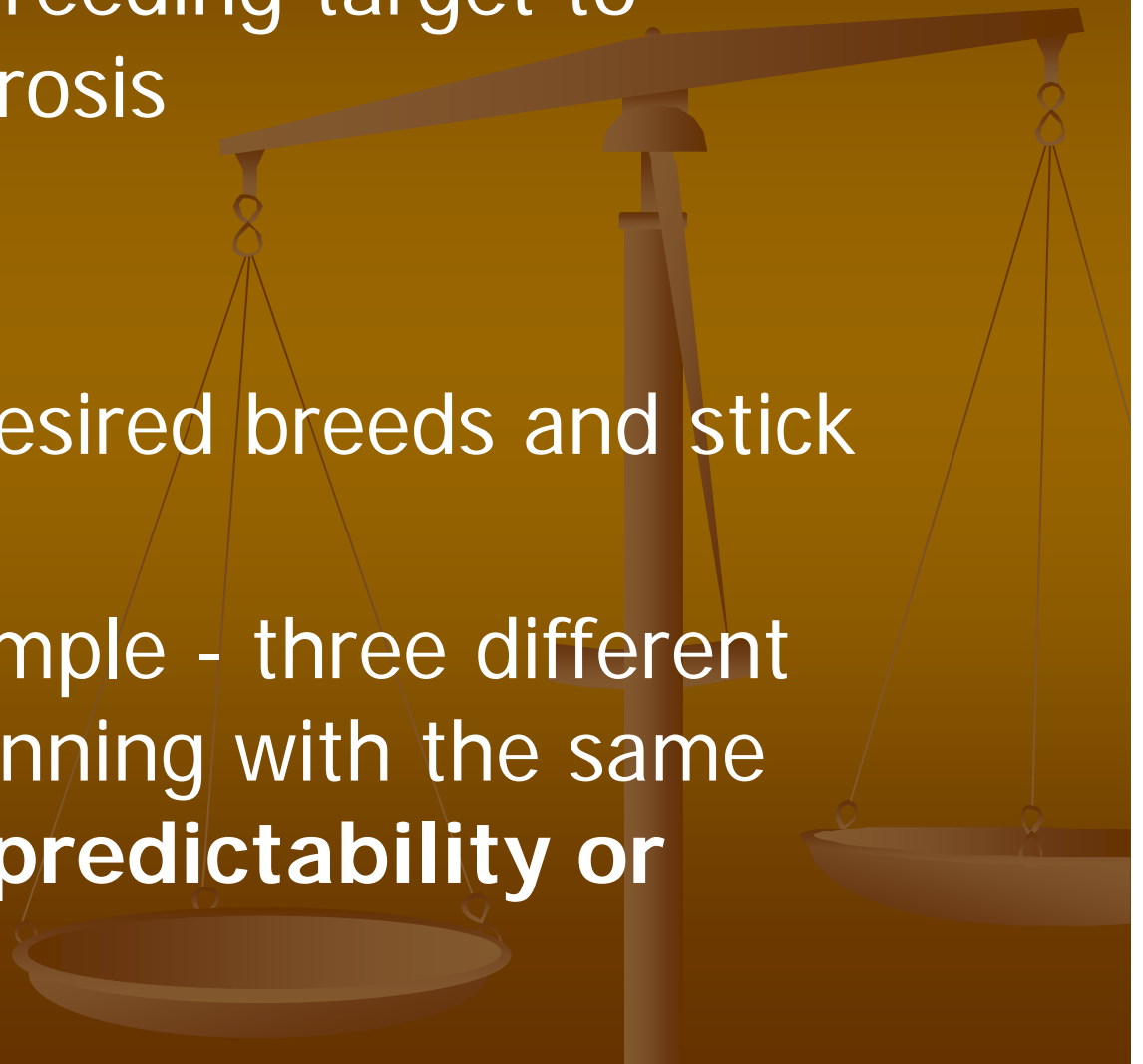
Replacement heifer selection

- Breed type - best cows will most likely produce good daughters
- Top gainers.....Frame creep / fertility / milk
- Targeted genetics - crossbreeding programs
- Bulls with greater scrotal circumference produce daughters that are more fertile



Breed for consistency

- Have a cross breeding target to maximize heterosis
 - 2 breed cross
 - 3 breed cross
- Choose your desired breeds and stick with them!!
- The worst example - three different breed types running with the same cowherd....no **predictability or uniformity**



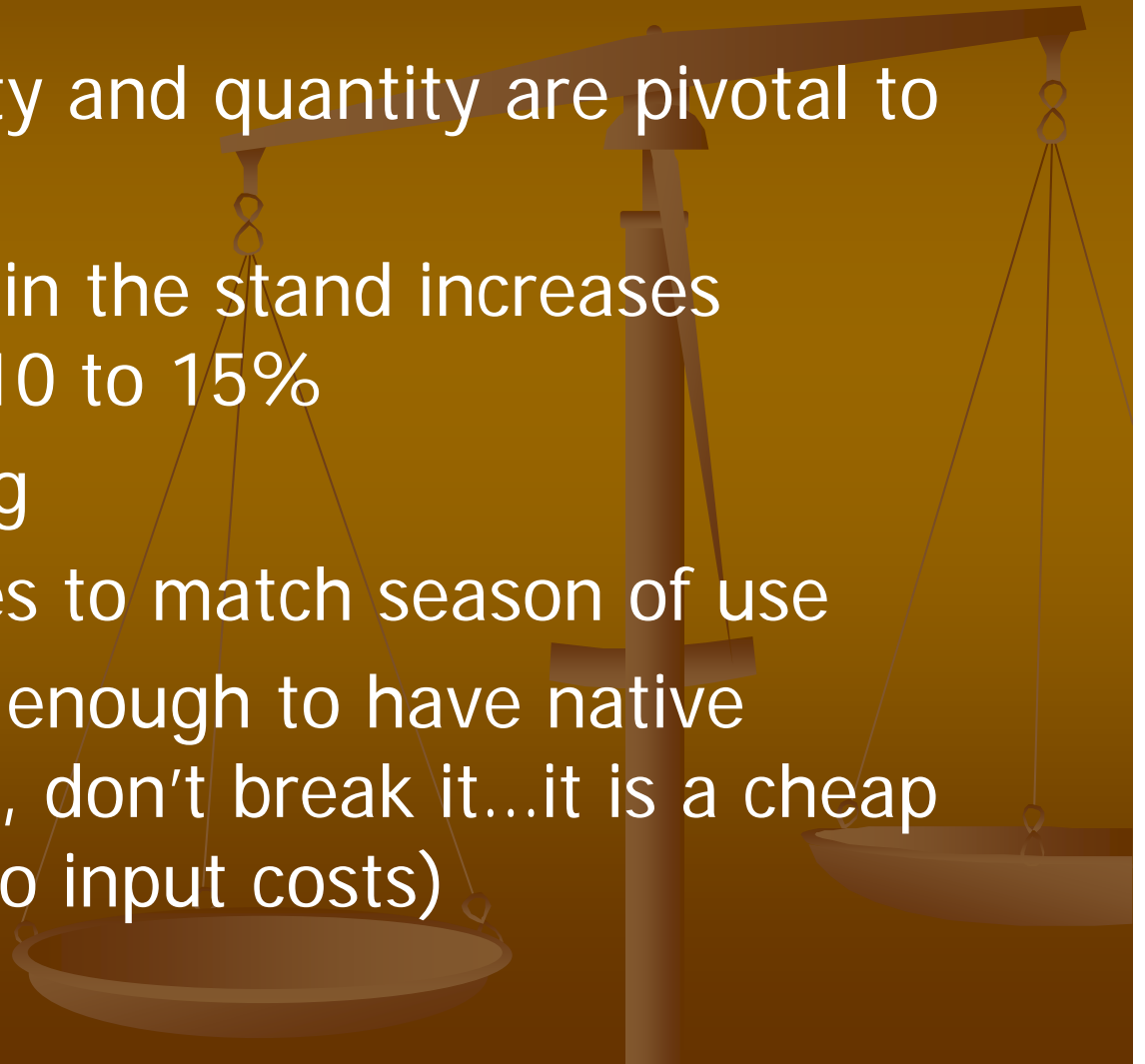
The bull battery

- Performance - growth, milk, reproduction, *carcass quality*
- Type - same breed - different type??
- Predictability - EPD's
- Maternal vs. Terminal breeding strategies
- Cow - bull ratios
- Bull age
- Breeding season length
- Artificial insemination - genetic improvements



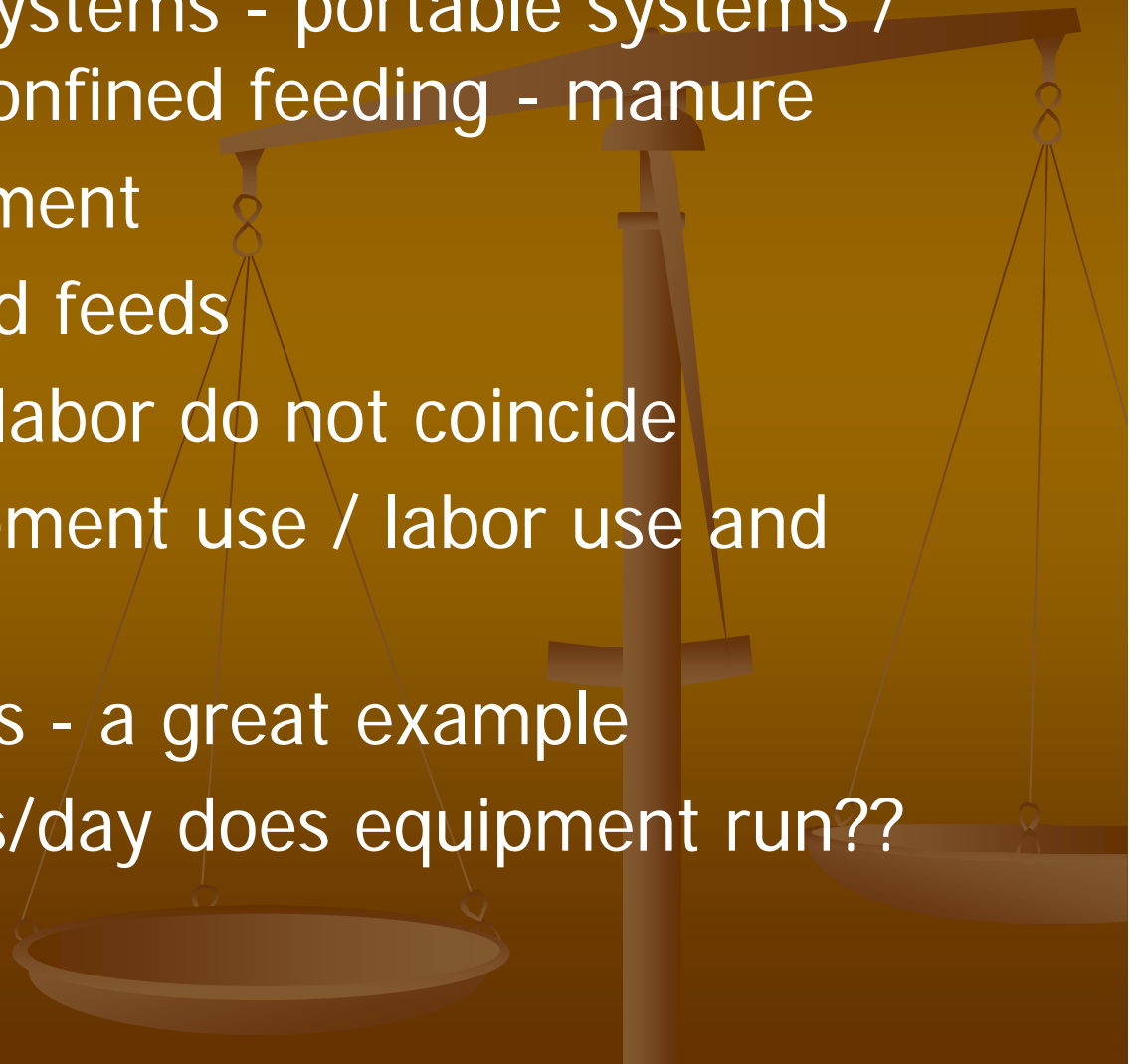
Your grass.....

- 83% of the diet of a finished beef animal is FORAGES.....
- Pasture, its quality and quantity are pivotal to your profitability
- Legumes - 30% in the stand increases performance by 10 to 15%
- Rotational grazing
- Grasses / legumes to match season of use
- ..if you are lucky enough to have native grass...manage it, don't break it...it is a cheap source of feed (no input costs)



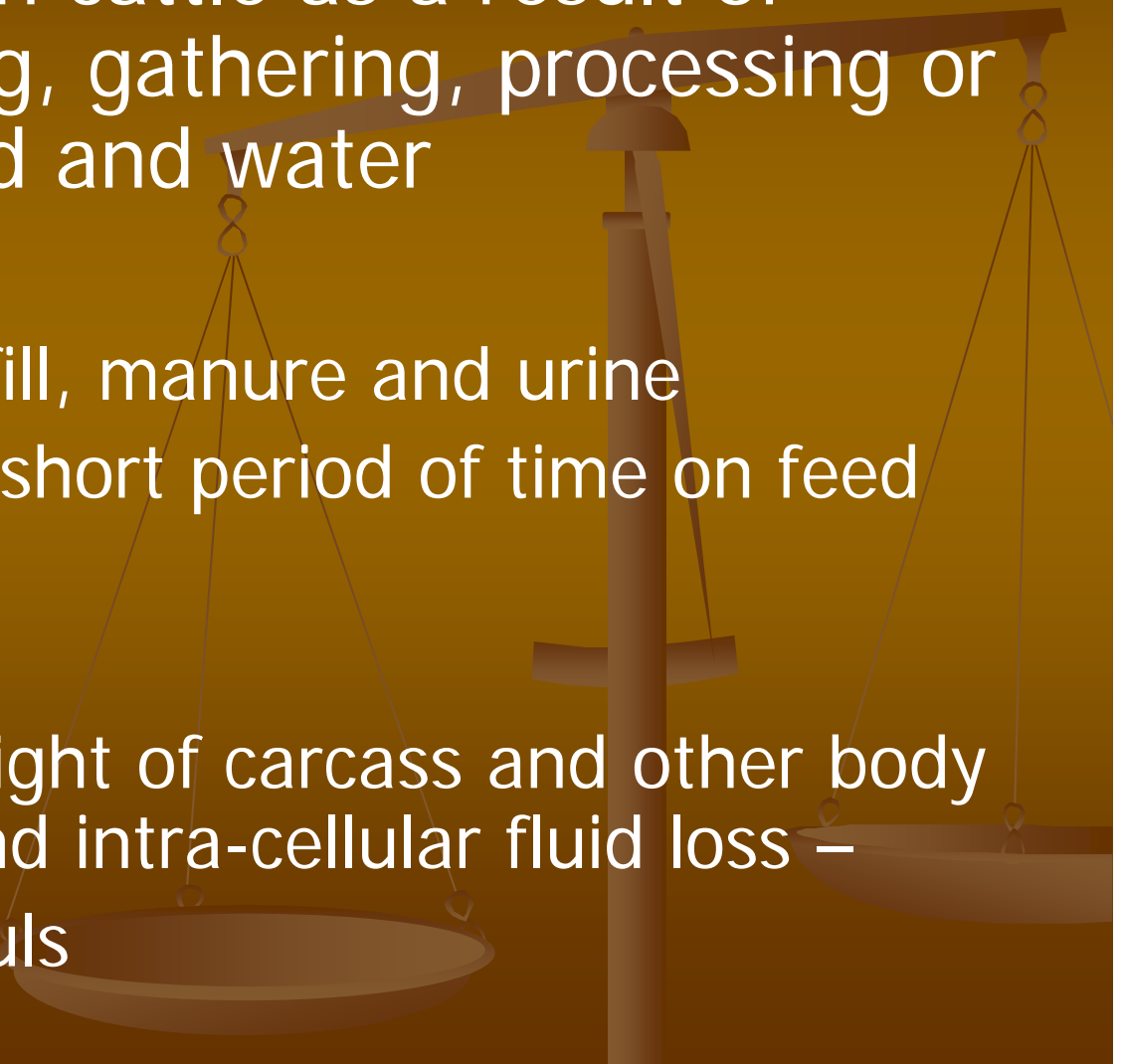
Your management

- Labor intensive vs. extensive
- Winter feeding systems - portable systems / open fields vs. confined feeding - manure
- Calving management
- Harvesting stored feeds
- Heavy blocks of labor do not coincide
- Records of equipment use / labor use and efficiencies
- Handling facilities - a great example
- How many hours/day does equipment run??



Shrink Defined

- Loss of weight in cattle as a result of handling, sorting, gathering, processing or withholding feed and water
- Fill shrink
 - Loss of rumen fill, manure and urine
 - Recovered in a short period of time on feed and water
- Tissue shrink
 - Decrease in weight of carcass and other body tissues/extra and intra-cellular fluid loss –
 - >24 + hour hauls



Example on Fill Shrink

Shrink on wheat pasture cattle

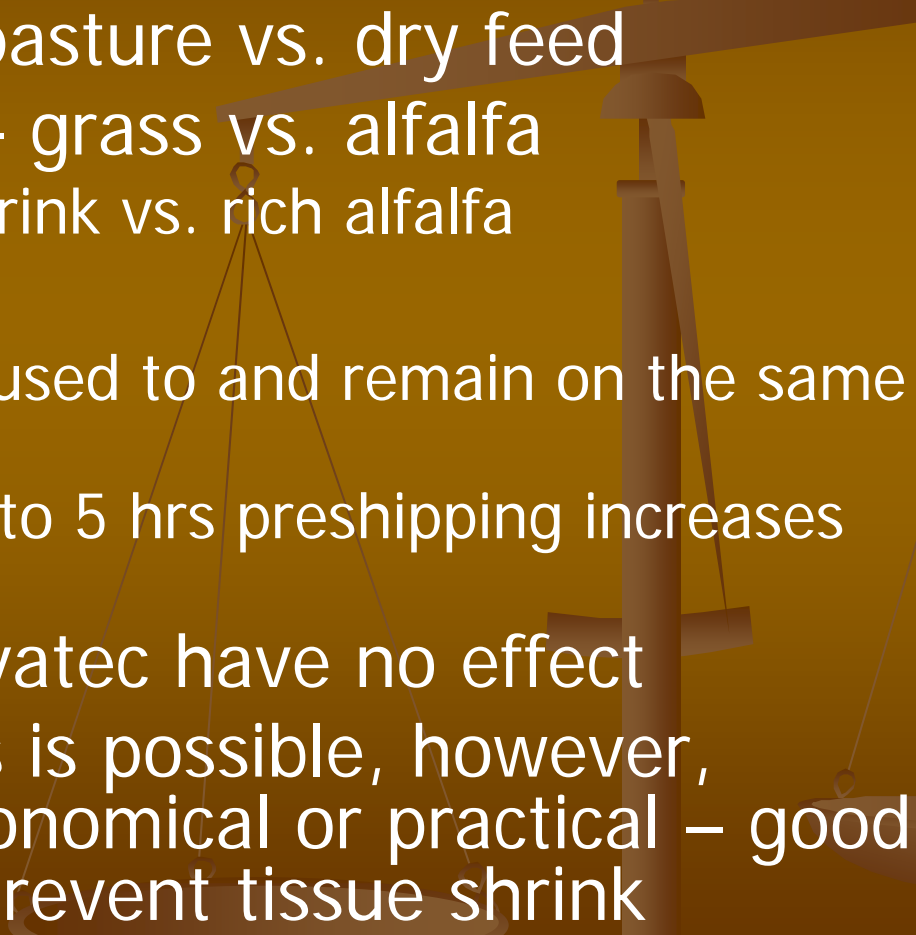


| Hours off pasture | Weight | % shrink |
|--|--------|----------|
| 0 | 688 | |
| 5 | 661 | 4 |
| 10 | 650 | 5.6 |
| 17 | 640 | 7.1 |
| 24 | 633 | 8.1 |
| Hrs back on wheat – fill shrink recovered w/in 6hr | | |
| 6 | 687 | |
| 25 | 694 | |

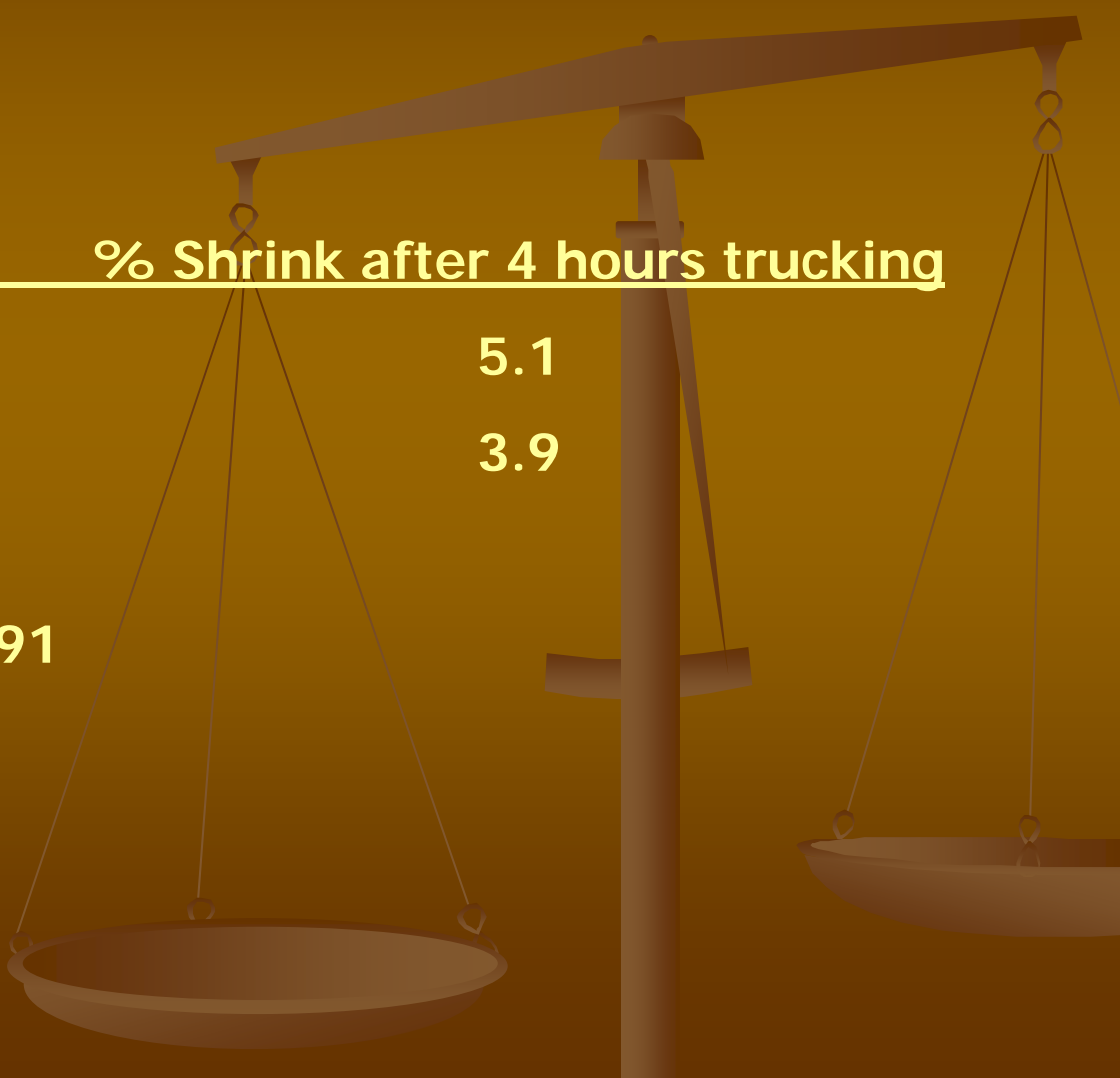
Source – Cravey et al. 1991

Factors Affecting Shrink

Type of Feed

- Feed type – lush pasture vs. dry feed
 - Type of dry feed – grass vs. alfalfa
 - Grasses reduce shrink vs. rich alfalfa
 - Diet adjustments
 - Cattle need to be used to and remain on the same diet
 - Abrupt changes 3 to 5 hrs preshipping increases shrink
 - Rumensin and Bovatec have no effect
 - Use of electrolytes is possible, however, sometimes not economical or practical – good for long hauls to prevent tissue shrink
- 

Shrink on wheat pasture when returned to wheat
or maintained for 24 hrs in drylot with hay and
water access

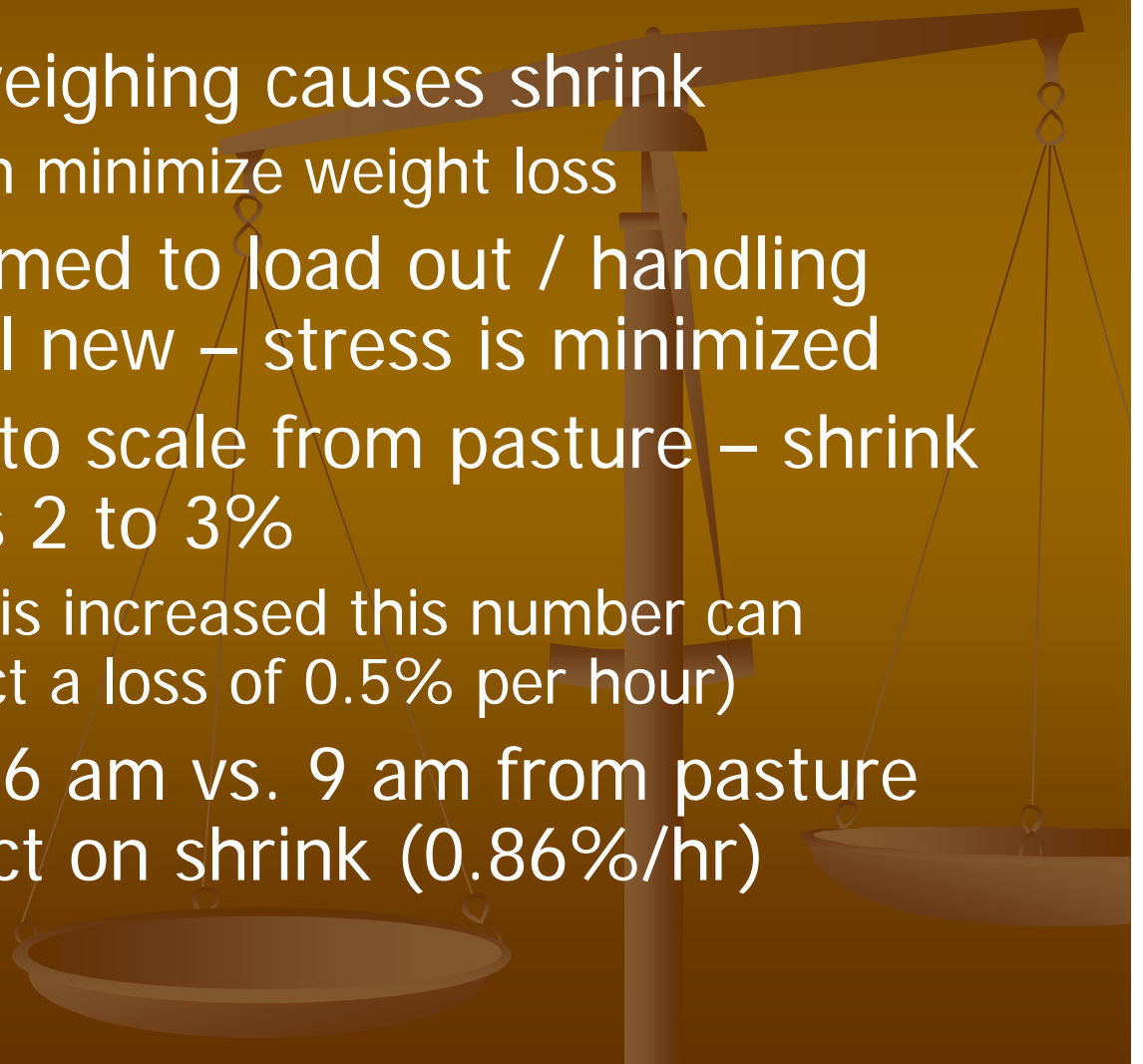


| <u>Treatment</u> | <u>% Shrink after 4 hours trucking</u> |
|------------------------|--|
| Control, wheat pasture | 5.1 |
| Drylot, hay – fed | 3.9 |

Source: Cravey et al., 1991

Gathering and Sorting

- Mere process of weighing causes shrink
 - Quiet handling can minimize weight loss
- Get cattle accustomed to load out / handling area – if it's not all new – stress is minimized
- If cattle are close to scale from pasture – shrink can run as little as 2 to 3%
 - If handling/stress is increased this number can quickly rise (expect a loss of 0.5% per hour)
- Gathering time at 6 am vs. 9 am from pasture has profound effect on shrink (0.86%/hr)



Effects of gathering time of yearling steers on shrink and sale value



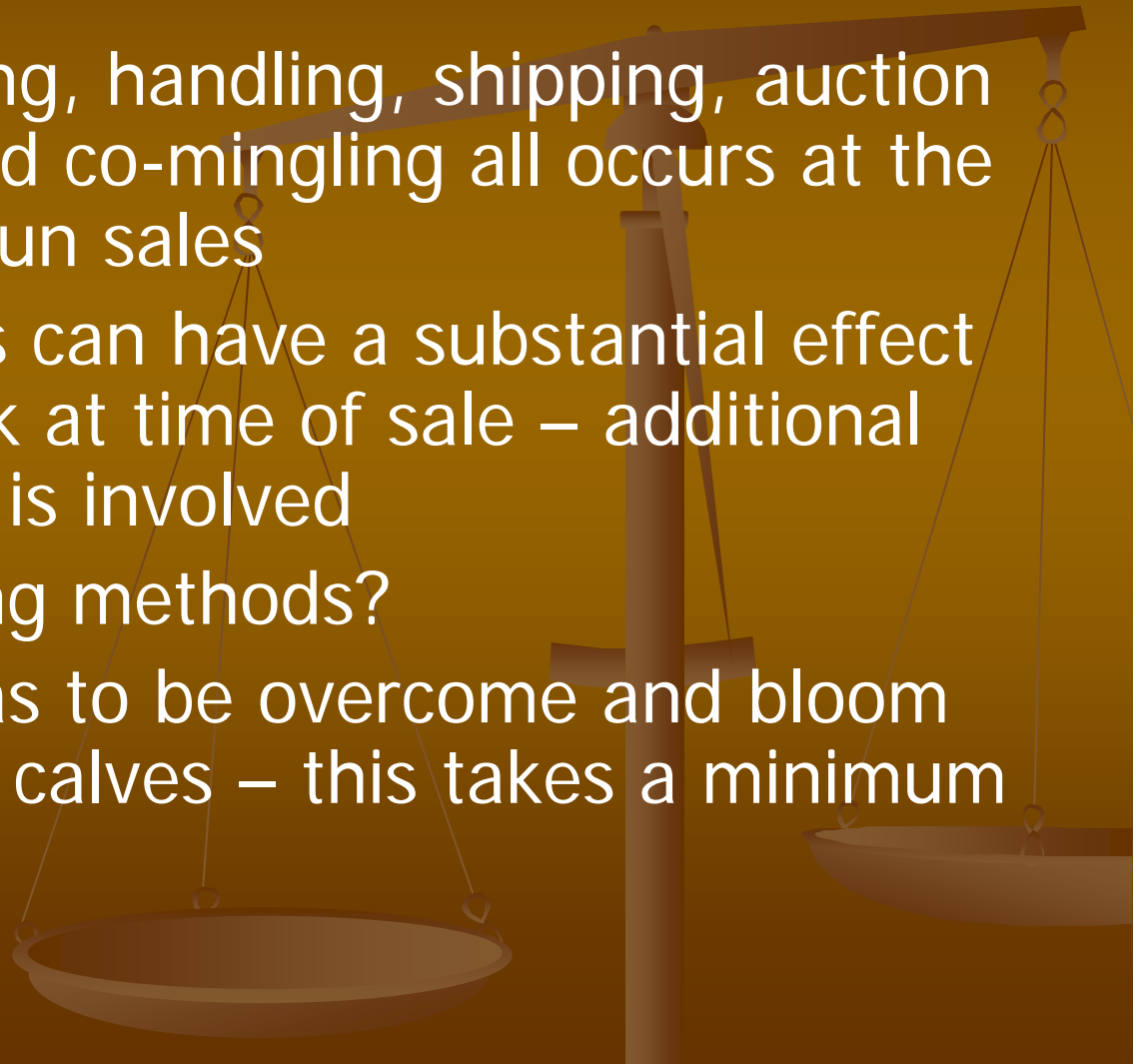
| | Gathering time | | | |
|------------------------|----------------|------|------|-------|
| | 6am | 7am | 8am | 9am |
| Off pasture weight, lb | 681 | 684 | 687 | 695 |
| Shrink to 3pm, % | 6.2 | 5.9 | 5.0 | 3.3 |
| Sale weight, lb | 639 | 644 | 653 | 672 |
| Added value, \$, head | - | 2.75 | 7.70 | 18.15 |

*Added value calculated at \$0.55 times pounds of added weight

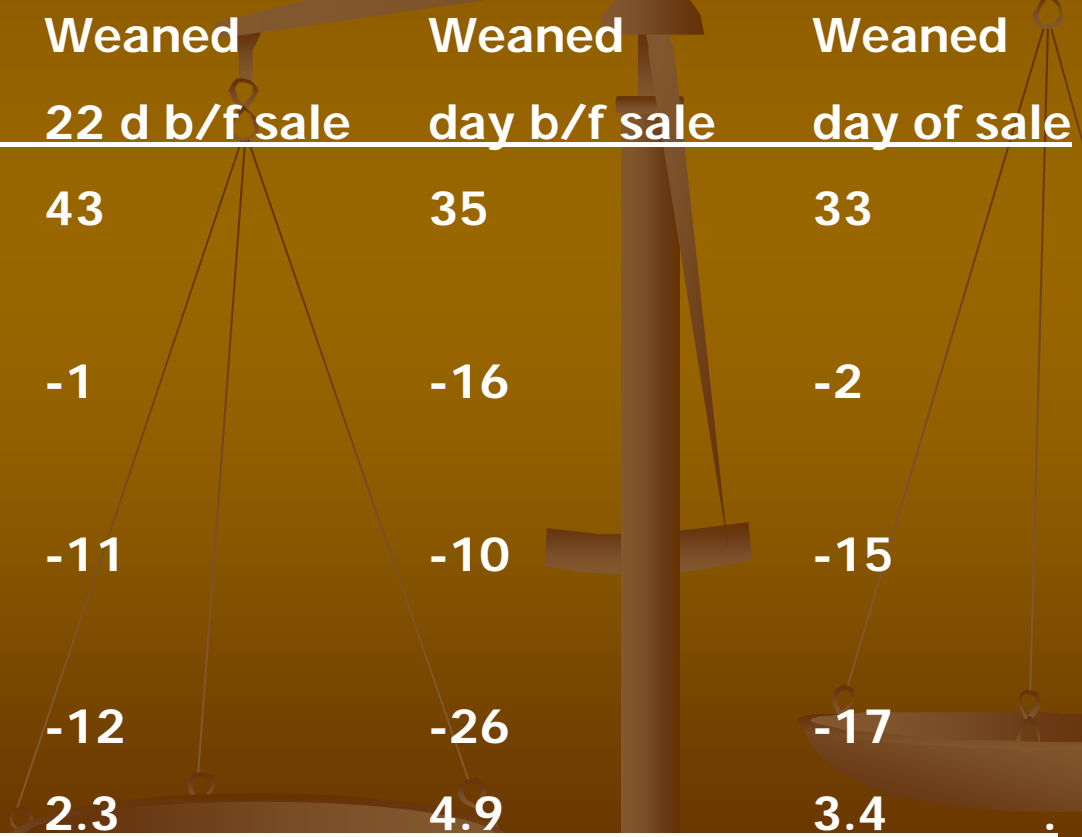
Source: Coffey et al. 1997

Weaning

- Most cases weaning, handling, shipping, auction sorting, fasting and co-mingling all occurs at the same time in fall run sales
- Preweaning calves can have a substantial effect for reducing shrink at time of sale – additional cost and handling is involved
- Low stress weaning methods?
- Weaning stress has to be overcome and bloom has to be back on calves – this takes a minimum of 21 days



Weight changes of calves that were preconditioned, or weaned and overnighted prior to sale, or weaned the day of sale

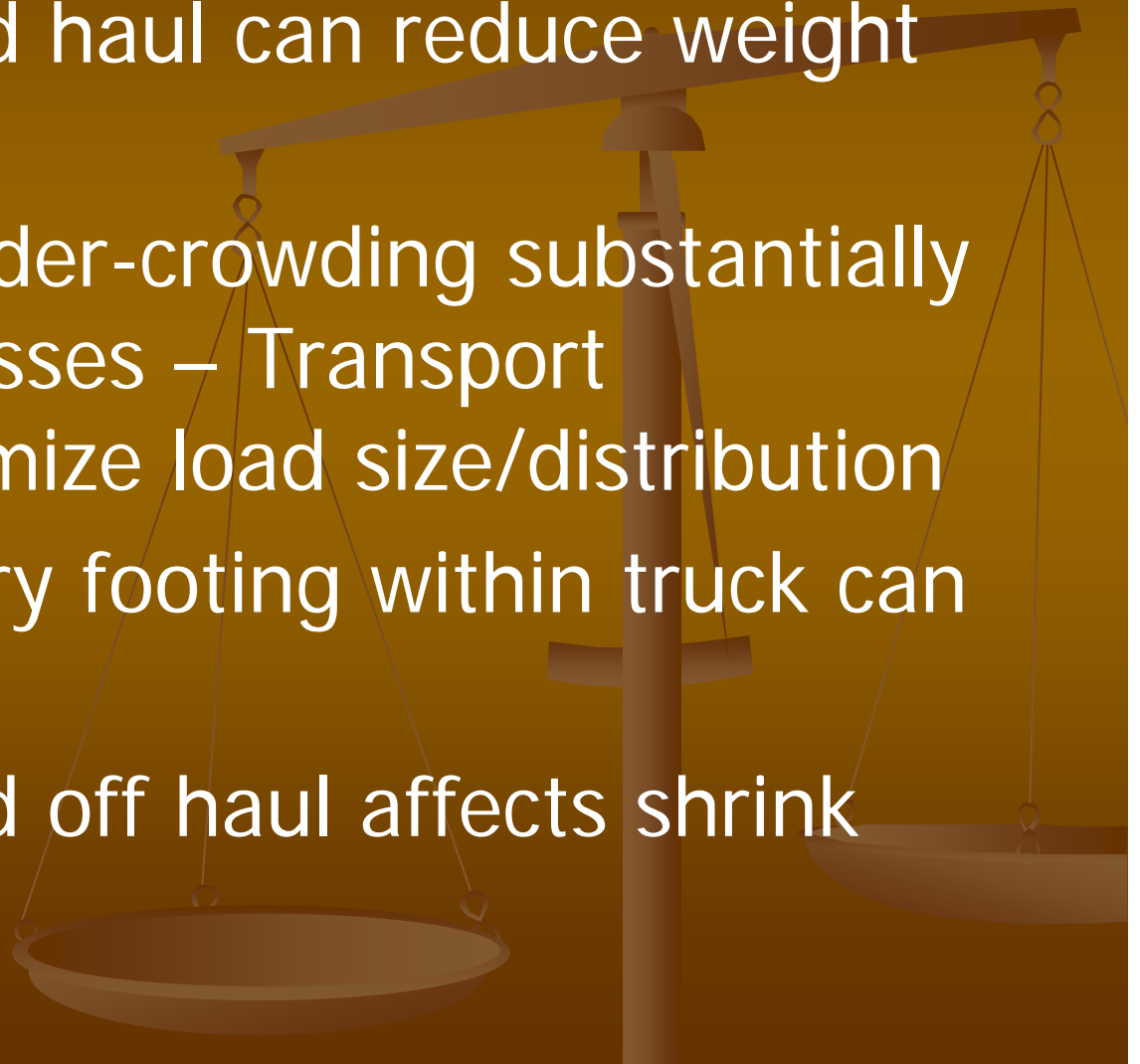


| Item | Weaned 22 d b/f sale | Weaned day b/f sale | Weaned day of sale |
|--|-------------------------|------------------------|-----------------------|
| 22 day gain | 43 | 35 | 33 |
| Previous afternoon to sale morning (3pm to 9am) | -1 | -16 | -2 |
| Weight change – morning (9 am to 1:30 pm) sale time | -11 | -10 | -15 |
| Total loss | -12 | -26 | -17 |
| Shrink (% Body weight) | 2.3 | 4.9 | 3.4 |

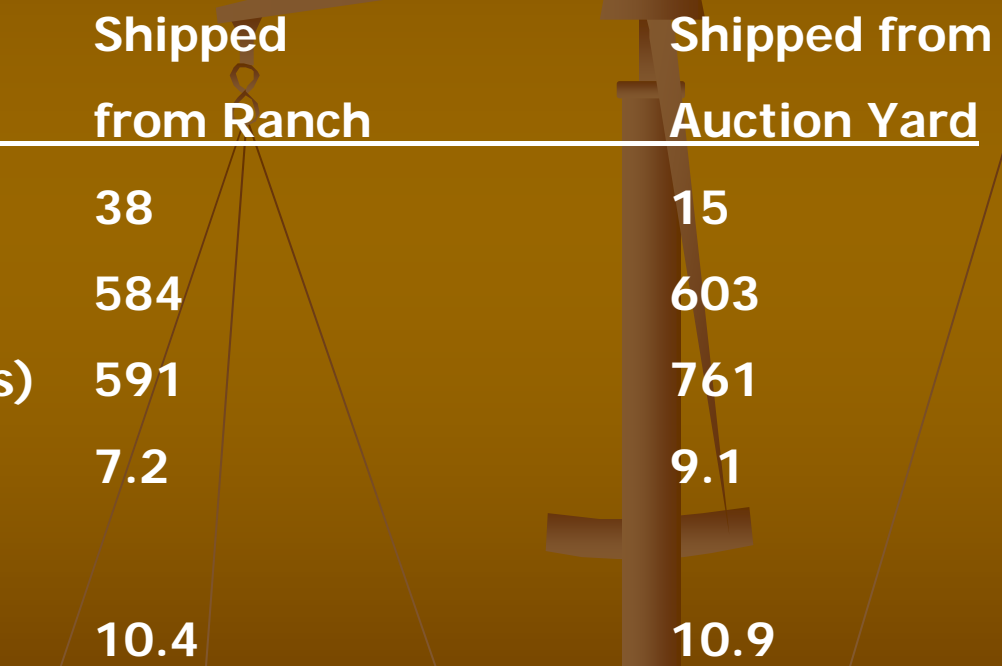
* Barnes et al. 1990

Conditions of Haul

- A short load and haul can reduce weight by 3%
- Over and/or Under-crowding substantially add to shrink losses – Transport companies optimize load size/distribution
- Poor and slippery footing within truck can increase shrink
- Handling on and off haul affects shrink



Shrink and recovery time for cattle shipped directly from ranches or auction yards

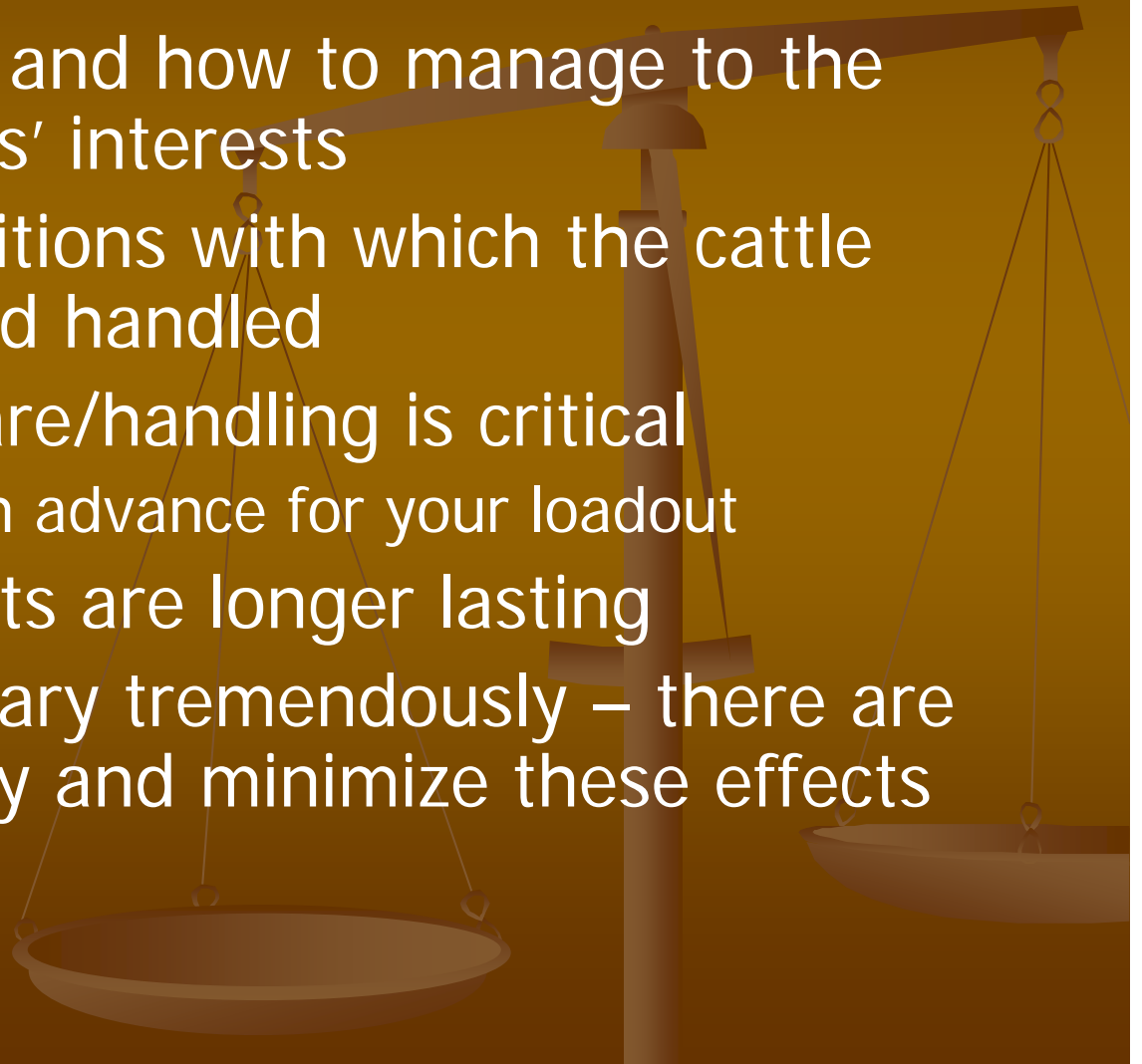


| <u>Item</u> | <u>Shipped from Ranch</u> | <u>Shipped from Auction Yard</u> |
|---------------------------------------|-------------------------------|--------------------------------------|
| Number of truck loads | 38 | 15 |
| Avg. shipping weight (lbs) | 584 | 603 |
| Avg. distance shipped (miles) | 591 | 761 |
| Avg. shrink, % | 7.2 | 9.1 |
| Days to recover to shipping weight | 10.4 | 10.9 |

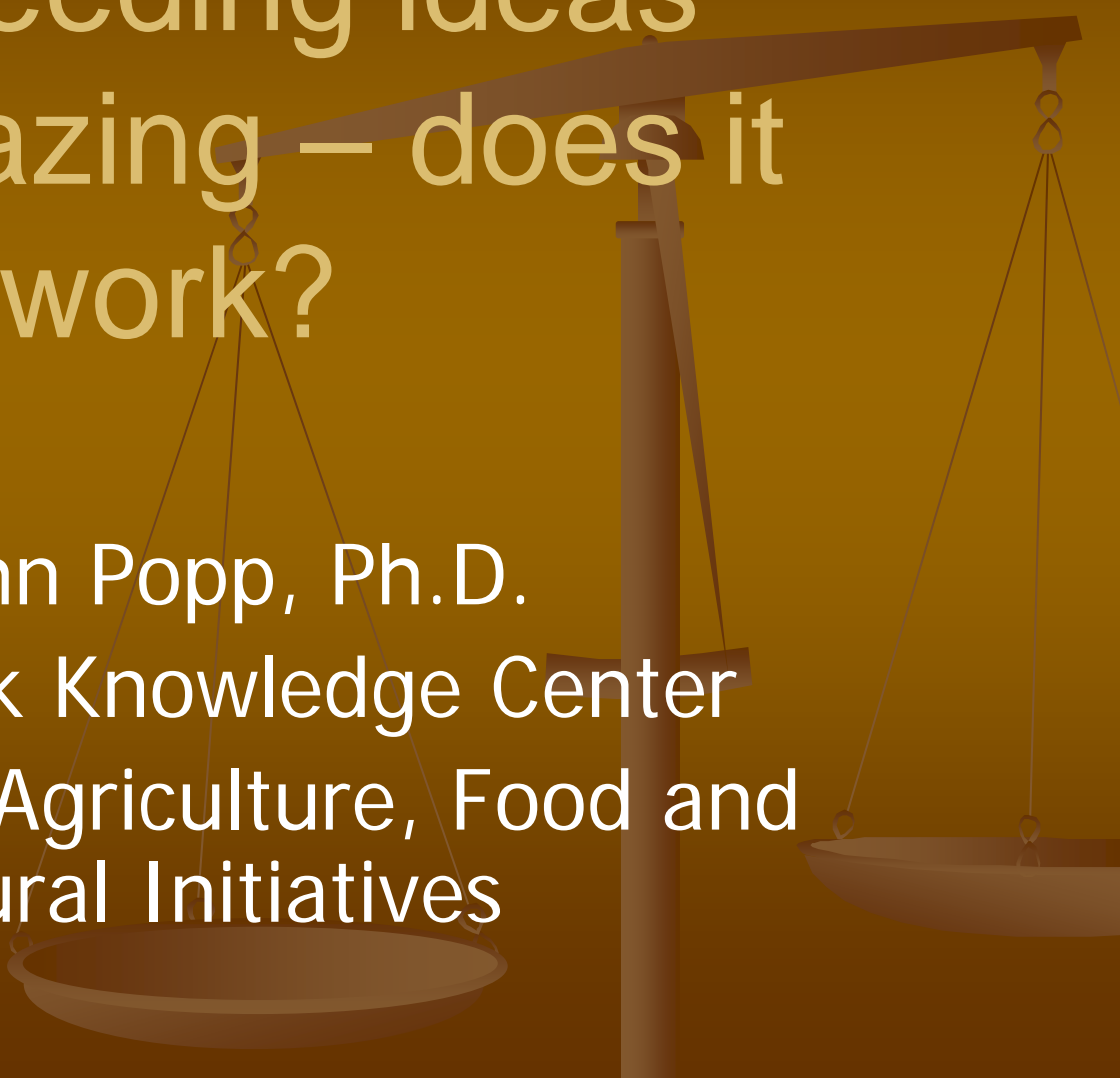
*Self and Gay 1972

Conclusion

- Understand shrink and how to manage to the best of both parties' interests
- Agree on the conditions with which the cattle will be weighed and handled
- Cattle health/welfare/handling is critical
 - Be prepared well in advance for your loadout
- Tissue shrink effects are longer lasting
- Cattle shrink can vary tremendously – there are many options to try and minimize these effects



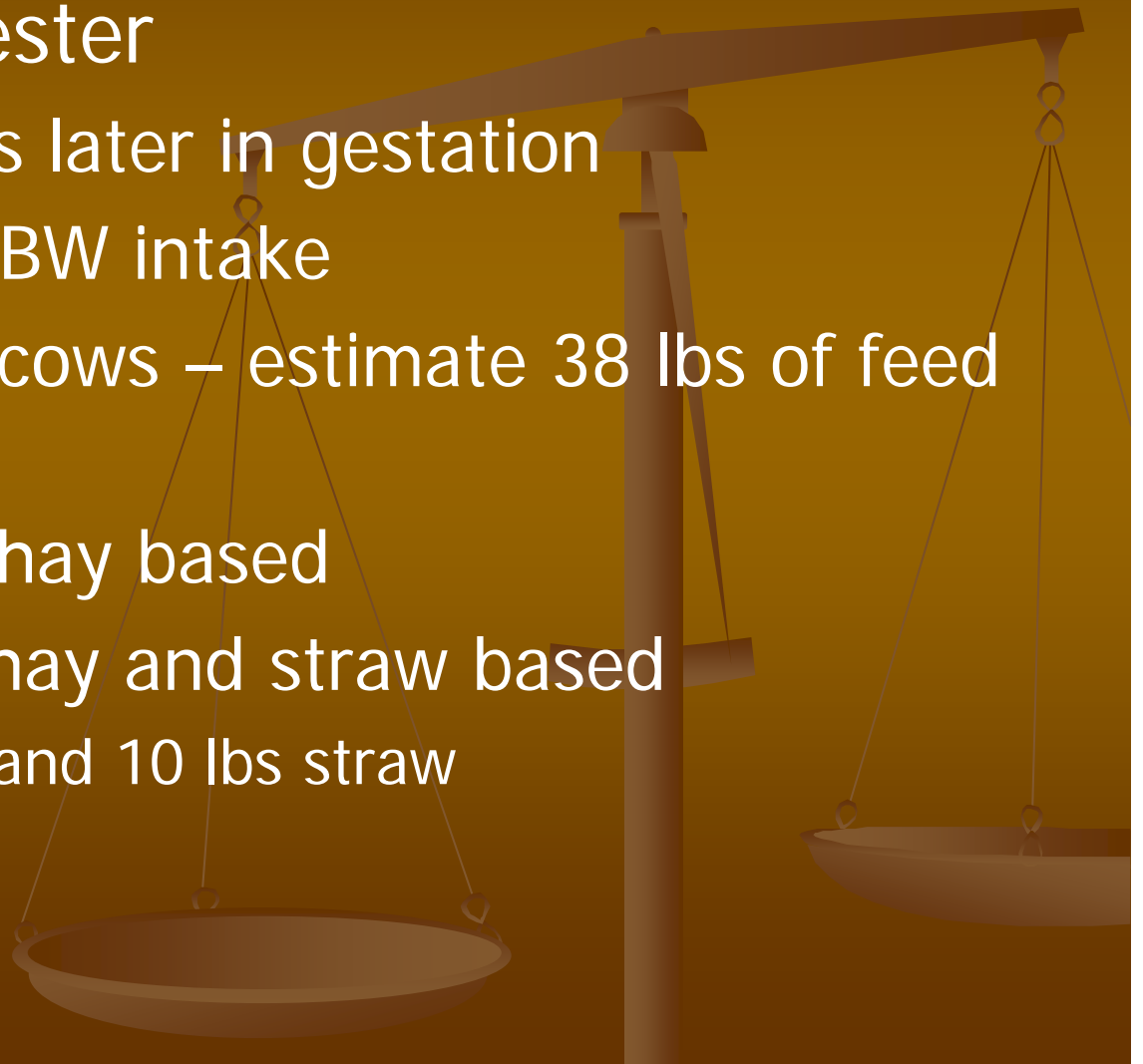
Winter feeding ideas – Bale grazing – does it work?



John Popp, Ph.D.
Livestock Knowledge Center
Manitoba Agriculture, Food and
Rural Initiatives

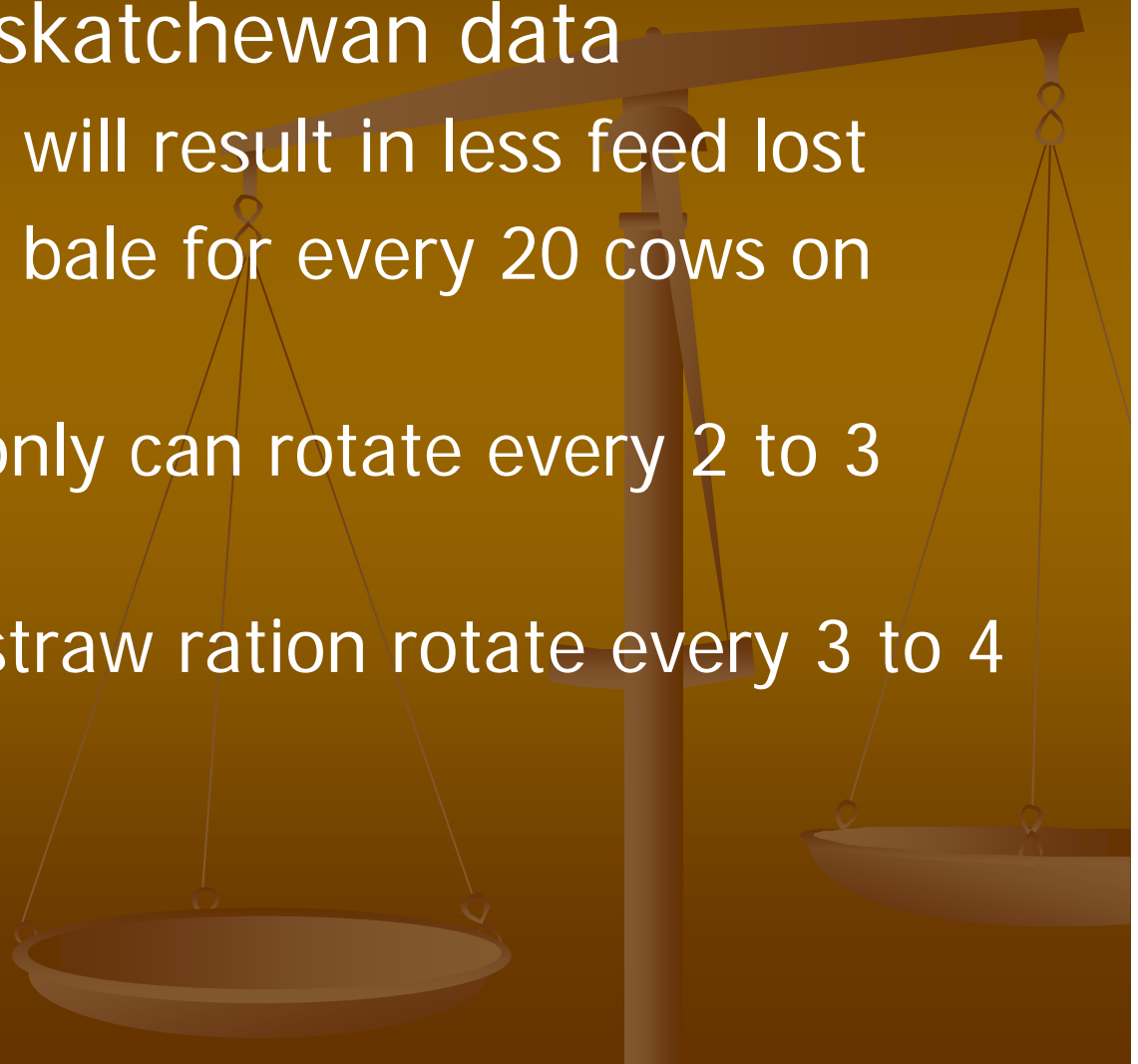
Winter nutrition for cows

- 2nd vs. 3rd Trimester
 - Higher demands later in gestation
 - Allow for 2.5% BW intake
 - Eg. for 1350 lb cows – estimate 38 lbs of feed available
 - Calving early – hay based
 - Calving later – hay and straw based
 - Eg. 27 lbs hay and 10 lbs straw

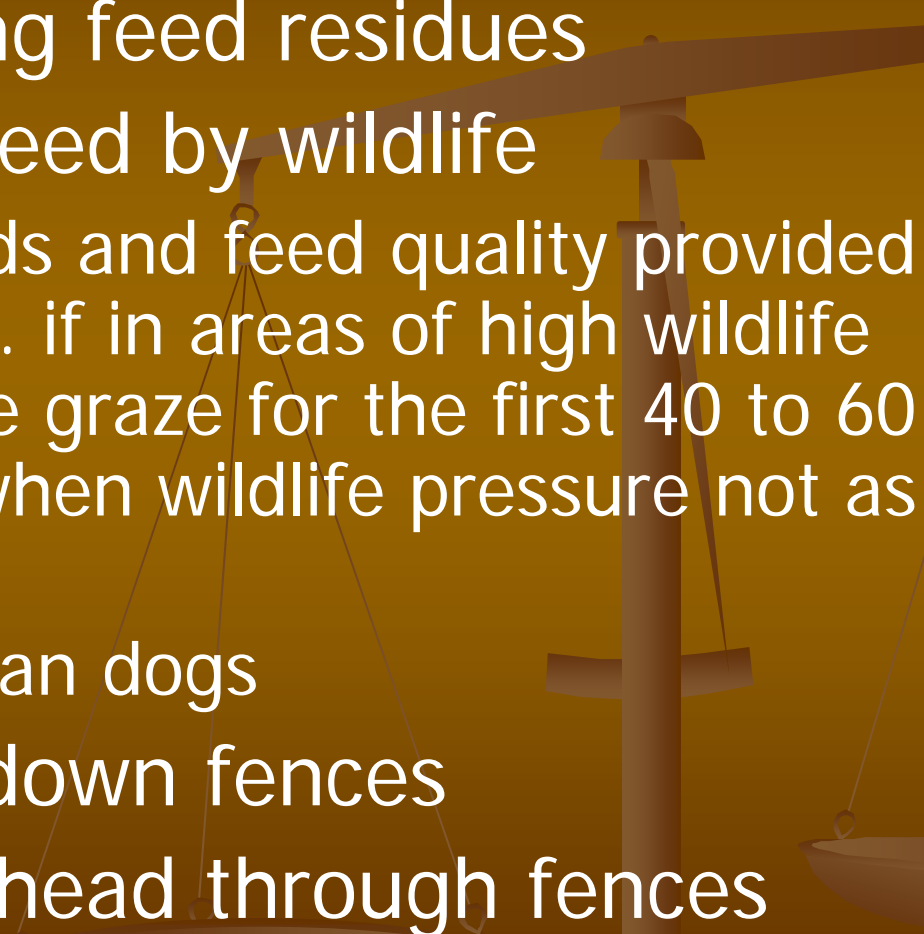


Managing bale grazing

- University of Saskatchewan data
 - Tighter rotation will result in less feed lost
 - Need at least 1 bale for every 20 cows on rotation
 - If feeding hay only can rotate every 2 to 3 days
 - If feeding hay/straw ration rotate every 3 to 4 days



Bale grazing problems

- Feed loss / Spring feed residues
 - Depredation of feed by wildlife
 - Manage the feeds and feed quality provided to the cattle (eg. if in areas of high wildlife density only bale graze for the first 40 to 60 days of winter when wildlife pressure not as high)
 - Livestock guardian dogs
 - Wildlife tearing down fences
 - Cattle pushing ahead through fences
- 

Bale placement – minimum 15 feet
between bales / 20 feet on breaks
(rotations)



Pull twine in fall – use a chain or rope with a hook – pull out....its quick





Use portable wire to
separate 'breaks' – be
ahead with second wire

Airplane cable carries
better current

Could ground fence



5 foot fiberglass
rods with pigtail
ends







A photograph of a snowy field with several large, round hay bales in the background. The ground is covered in a layer of snow, with some dark patches visible. The hay bales are arranged in a row, and the scene is brightly lit, suggesting a sunny day.

**WHAT DOES IT COST DAILY TO FEED A
COW WITH A WIRE AND BALES VS. A
BALE PROCESSOR?**


**WHAT DID IS COST TO MAKE THE FEED
AND PUT IN FRONT OF THE COW?**




A photograph of a field with scattered hay bales and a large pile of hay in the foreground. The hay is dry and yellowish-brown. The background shows a line of trees under a clear sky.

Studies at UofS show
a 4 to 6% loss of hay
when bale grazing





**Is added Nitrogen
captured because
the surface is not
disturbed and it does
not volatilize?**

A photograph of a man standing in a field of tall, green and yellow grass. He is wearing a grey t-shirt with a graphic that says "TORONTO" and a baseball cap. Behind him is a dense line of green trees under a clear blue sky. The text "Because it sure makes the grass grow...." is overlaid in blue on the lower half of the image.

Because it sure
makes the grass
grow....



Bale grazing

- Try to see if it works within your management system
- If wildlife is a problem, then perhaps a 2 day system is the only option
- Whether the feed is fall placed or in the stackyard – you can still do this
- Results don't appear to show any additional feed loss and the grass does grow on the sites without having to harrow or redisturbe
- First year grass has more weeds that clear out in the second year

