

# 2018 Catalog and Order Form

[www.ndsu.edu/ndfs](http://www.ndsu.edu/ndfs)

[www.facebook.com/NorthDakotaForestService](https://www.facebook.com/NorthDakotaForestService)

[tnursery@srt.com](mailto:tnursery@srt.com)



## Towner State Nursery

**Nursery Stock for Conservation Tree Planting Needs**

878 Nursery Road, Towner ND 58788 • Tel: 701-537-5636, Fax: 701-537-5680



# Nursery Staff

## Full-Time Staff

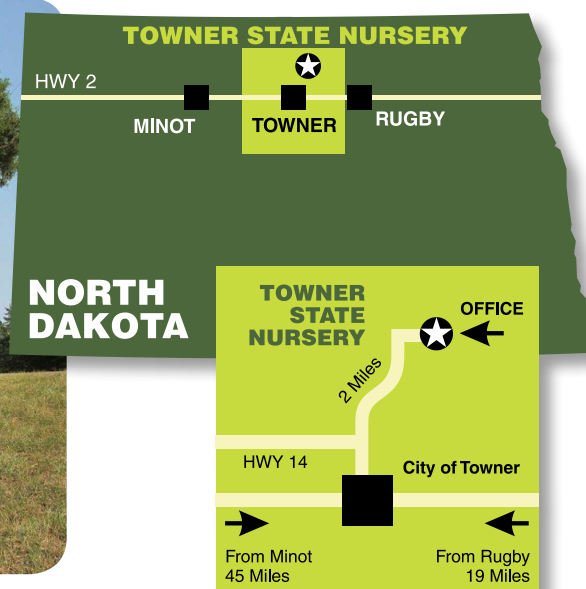
Michael Kangas, Nursery and State Forests Team Leader  
Jeffrey Smette, Nursery Manager  
Rhonda Schell, Sales and Office Manager  
Jerome Suchor, Field Operations Specialist  
Edwin Jacobson, Systems/Irrigation Specialist  
Sheldon Voeller, Nursery Technician

## Seasonal Staff

Darwin Moen  
Lorna Lueck  
Vance Prellwitz  
Pamela Schmitt

## 25 Part-Time Employees

The Towner State Nursery is the only conifer seedling nursery in North Dakota. The 160-acre facility is operated by the North Dakota Forest Service. It has been in operation since 1951, annually producing one million trees. Trees are sold in North Dakota, surrounding states and Canada. The nursery grows both bare-root and container stock.



“The mission of the Towner State Nursery is to produce and market high quality nursery stock for conservation tree planting.”

# Transporting and Care of Nursery Stock

## Transporting Trees

Trees purchased from the Towner State Nursery can be picked up by customers or shipped by UPS. Always transport trees in a vehicle with adequate room to avoid compaction. Trees can heat during transporting. Tight packaging reduces air exchange and speeds the heating process. The heat of respiration combined with solar heating may cause internal package temperatures to rapidly reach the lethal temperature of 118° F. However, seedling quality may deteriorate at temperatures as low as 50° F.

Transport trees in a refrigerated trailer when possible. If trees cannot be refrigerated during transportation, transport trees during morning hours when temperatures are cooler. Always transport trees in an enclosed vehicle. If using a livestock trailer, cover all openings. When stopping, always park loaded vehicles in the shade. Unload trees as soon as possible. Never leave trees loaded on a truck overnight.

## Care of Nursery Stock

Proper care of nursery stock after it arrives at your storage area is critical to ensure planting success. Storage conditions and length of storage will affect the health of nursery stock and subsequent survival.

Schedule delivery! Pickup of seedling to coincide with planting to minimize storage time. Longer storage reduces outplanting survival. Store nursery stock in a cool location until planting. If refrigerated storage is not available, keep trees in a basement or cool garage until planted. Scatter packages or use spacers to allow air circulation to prevent heating. Plant trees as soon as practical. If nursery stock is stored for more than a few days, refrigeration is required.

If trees are packaged in a box and you do not have refrigerated storage, follow these instructions:

- Open the box and turn the trees upright in the box so the tops of the trees are exposed.
- If bare-root stock, mist the roots with water. If plug stock, apply a very light mist only if the plug appears to be dry.
- Wrap the roots with the plastic box liner to prevent drying. Leave the tops exposed and the box open.



# Types of Tree Stock Available For Conservation Plantings

**Bare-Root Stock:** As the name implies, bare-root trees have no soil attached to the roots. The lifting process in the nursery digs the trees and shakes the soil from the roots. A two number system is used to label bare-root stock. The numbers identify age and transplant history of tree stock while in the nursery. The first number indicates the number of years the tree was in a seedbed. The second number indicates the number of years in a transplant bed (TR). For example, a 2-2 spruce spent two years in a seedbed and two years in a nursery transplant field and is four years old. A 3-0 pine is three years old and was not transplanted (NTR).

## Advantages of bare-root stock:

- Low purchase price.
- Can store large quantities of trees in limited space.
- History of good planting success.



**Bare-Root  
Stock**



**Container  
(Plug) Stock**

**Container (Plug) Stock:** As the name implies, container stock is grown in individual containers not in outdoor fields. Container stock is grown in a greenhouse at the Towner State Nursery. The trees are started from seed in a potting mixture of peat and vermiculite. The trees are grown in a controlled environment in a greenhouse. Optimum temperature, humidity, water, fertilizer, carbon dioxide, and light are provided to allow maximum growth. The trees reach a marketable size in seven months or less. Trees are grown in individual containers made of Styrofoam or plastic. Trees are extracted from the container and packaged in cardboard boxes for shipment. These container (plug) trees can be either machine or hand planted.

Container trees usually provide better first year survival and growth than bare-root stock. Better survival results because the root ball remains intact during shipment and planting, so the tree suffers much less stress from the planting process than bare-root stock. After planting, the roots maintain contact with the potting medium so the tree can continue to take up water and nutrients from the root ball until the roots extend into the surrounding soil.

## Advantages of container (plug) stock:

- Container stock provides better survival and first-year growth.
- Container trees are easier to hand plant than bare-root stock.
- Container trees work very well for planting replacements into sites covered with weed barrier fabric.
- You can extend the length of the planting season by using container stock. Container stock will store longer than bare-root stock and can better withstand the warm weather conditions that often stress late season plantings.
- Container stock expands the tree planter's list of tree species by allowing the use of species that do not establish well with bare-root stock. Siberian larch, bur oak, aspen, hackberry and buckeye are examples of hard to establish species.



# Types of Nursery Stock

## Planting Conservation Trees

The tree planting season in North Dakota begins in early May and often continues until early June. The season begins as soon as weather conditions allow planting equipment to operate. Soil temperature should be at least 45 degrees F.

Trees should be kept cool and moist while in the field awaiting planting. Trees left from the previous day's planting should be rotated to the top of the load so they are planted first. Careful planning will assure the majority of the stock taken to the field is planted each day. Trees that have become dry should be discarded.

If trees have been in storage for more than 15 days, survival can be improved by dipping roots in water immediately before planting. Do not soak tree roots for more than a few minutes.

Never expose the seedlings to dry winds or hot temperatures during planting. Even a few minutes of exposure to hot dry winds can substantially reduce survival. Always keep the tree roots moist.

## Machine Planting Bare-root Trees

Before planting, adjust the tree planter so it functions properly. The planting shoe must maintain the proper depth and the packing wheels must do a good job of sealing the soil around the trees. Check air pressure in the packing wheels. This should be at maximum level. Excessively long roots cannot be planted properly and should be pruned.

Tree roots can be kept moist while on the tree planter by one of the following methods:

- a. Tree roots can be dipped in water and covered with wet burlap or other material.
- b. Containers holding water can be used to carry trees on the planter. Tree roots are kept in water until the tree is planted. Do not leave trees in water overnight.
- c. Tree roots can be dipped in a moisture holding gel made for this purpose. This material will keep tree roots moist for up to 15 minutes.

## Hand-Planting Container (Plug) Trees

When handling and planting, protect the root balls from drying by covering with wet burlap. Do not dip container trees in water as this will cause the root ball to fall apart. Plant trees so that up to one inch of soil covers the top of the root ball. Be sure the root ball is planted in a vertical position. After planting, straighten each tree and firmly pack the soil around the base of the tree. Container stock is much easier to hand plant than bare-root stock. A smaller hole is needed and you do not have to worry about spreading roots.

## Final Suggestions

Keep records at the time of planting. Records provide future references to planting location, species planted, and planting dates. Part of tree planting record keeping is evaluating each planting at the end of the first growing season. The evaluation should include a survival count of each species and an assessment of needs. Is better weed control needed? Is livestock, wildlife, insects or other problems a concern? If survival issues arise, take pictures of affected trees, the rows of the tree planting and, if possible, a picture showing the tree planting with the surrounding landscape.

## Supplemental Water (Irrigation)

Watering immediately after planting increases tree survival. In the absence of timely rains, newly planted seedlings should receive 5 gallons of water per week during the growing season. The demand for water increases as trees grow so 10 gallons every other week is optimal for the following 2 years. Water can be applied by bucket, hose, or drip irrigation systems. It is important that water be applied slowly enough to fully soak in and not run off.

- Contact the nursery when tree survival problems arise.
- Share your ideas on tree stock needs with the nursery.
- Visit the tree nursery to learn more about the stock you are purchasing.

# Selecting Nursery Stock

## Species Selection

Selecting the proper species for each planting site is very important. Each tree species has specific soil, water, sunlight and other requirements. The tree species you select must be able to not only tolerate, but flourish on a site or the planting will be a disappointment. Contact your local Soil Conservation District for help in selecting the proper tree for your planting site.

Trees are planted to meet a need or solve a problem. They can provide wind protection for homes and livestock, predator protection and food for wildlife, manage snow to keep it from drifting onto roadways, or protect livestock from farmyard snow drifts. The list of benefits trees provide can go on and on.

You must select tree species and stock types that will meet your planting needs. These selections will be based on height, form, growth rate, wildlife benefits, etc. The North Dakota Tree Handbook provides information and pictures of trees and shrubs. The tree planting handbook is available online at: [www.ag.ndsu.edu/trees/handbook.htm](http://www.ag.ndsu.edu/trees/handbook.htm).

## Seed Source

Seed source is the geographic location where the parent trees of the seedlings originated. When seed is collected from native stands of trees, the source is the

geographic location where the seed was collected. For introduced species, the source should include both the geographic location of the collection site, plus the ancestral origin of the trees.

There are many seed sources for each species of trees. Tree research has identified sources of trees that are hardy for North Dakota. For example, ponderosa pine is native to much of the western United States. However, sources from western Nebraska grow the fastest and are the most resistant to winter injury when planted in North Dakota. The Towner State Nursery uses research-based information to select seed sources that will do well in our state. If you purchase trees from nurseries outside of North Dakota, be sure to identify the seed source and determine if that source is suitable for planting in North Dakota. When in doubt, check the North Dakota Tree Handbook or contact your local Soil Conservation District office.

## Selecting Stock

Select stock sizes and types to match the planting site. Larger stock sizes need good, well-cared for sites and often need supplemental watering. Select stock with well-developed root systems.



# Storage for Bare-Root and Container



## Refrigerated Storage Bare-Root and Container Tree Stock

**Root dips** should not be done prior to storage. Root dips can be used just prior to planting for increased moisture retention.

**Storage temperature** should be 34 to 38° F.

**Humidity** should be above 85 percent. To maintain humidity, apply a water mist to walls and floor daily. Avoid standing water in cooler. High humidity is not a concern if all trees are enclosed in plastic-lined boxes.

**Air circulation** around packages is essential for adequate cooling.

**Use shelves or spacers to separate packages in the tree storage area.** Respiration of trees generates heat. Damage from high temperatures can occur in a cooler if adequate air circulation is not provided. Never stack packages of trees more than two high without spacers between packages.

**Store** conifers in the nursery packages. Do not remove trees from packages. Bare-root packages will retain moisture for up to two weeks. The Towner State Nursery marks each package of bare-root trees with the date the trees were wrapped. Two weeks after that date, open packages and mist roots twice per day until they are planted. If trees are removed from the package, cover the roots with wet shingleton or other moisture holding material such as Kimpac. **Never store trees without covering the roots.** Cover only the roots, not the tops, to reduce mold problems.

**Container (plug) stock** can be kept in nursery packages for several weeks while refrigerated. Keep boxes sealed and open only to remove trees or to check for mold. Watering is not necessary.

**White mold** on stock is usually not harmful and can be easily washed off. If you discover mold, check other species and packages for problems. Treat plants with a fungicide spray or dip to prevent further infection. Ornalin FL and Clearys 3336F are registered for treatment of storage molds. Stock with slime-like mold should be discarded.

**Long storage periods** reduce seedling vigor, survival and first year growth. Keep storage time to a minimum by planting trees as soon as conditions allow.





### **Black Hills Spruce** — *Picea glauca var. densata*

Black Hills spruce is noted for its dark green foliage and conical form and has been planted throughout the tristate area. Seed for this year's crop was collected near the nursery and from the Black Hills of South Dakota. Black Hills spruce prefer heavier soils, adequate moisture, and clean cultivation; reaching a height of six feet in nine years on a good site. Black Hills spruce is very resistant to winter injury and has fewer insect and disease problems than most other species. Plant Black Hills spruce 8 to 12 feet apart in a row. Mature height is approximately 40 feet.

#### **Bare-root Trees**

Class	Top Height	Price per tree
TR	8-15"	\$.80
TR	*16-24"	\$2.00

#### **Container Trees**

Top Height	Price per tree
6-15"	\$1.05

\* Recommended for **HAND PLANTING ONLY**



### **Colorado Blue Spruce** — *Picea pungens*

Colorado blue spruce has been widely planted in North Dakota. This species prefers heavier soils, full sun, average moisture and clean cultivation; reaching a height of six feet in eight years on a good site. Growth rates once established should exceed one foot per year. Color varies from deep green to silver-blue and is probably the most drought tolerant of all spruces. Plant blue spruce 12 feet apart to allow for wind movement for cultural disease management. Mature height is approximately 60 feet. Seed for this year's crop has been collected at the Towner State Nursery and other surrounding sites in north central North Dakota.

#### **Bare-root Trees**

Class	Top Height	Price per tree
TR	8-15"	\$.80
TR	*16-24"	\$2.00

#### **Container Trees**

Top Height	Price per tree
8-15"	\$1.05

\* Recommended for **HAND PLANTING ONLY**



### **Meyer Spruce** — *Picea meyeri*

Meyer spruce is native to China and is similar in appearance to Colorado blue spruce. Meyer spruce is a hardy tree with dense, bluish-green needles, has good form, and grows on a variety of soils. Meyer spruce grows slowly the first few years after planting, but once established the growth rate is similar to blue spruce. The species is increasing in popularity in eastern United States, because it appears to be more disease resistant than blue spruce. Mature height is approximately 40 to 50 feet. Plant 12 feet apart in a windbreak. Seed for this year's crop was collected in northern China.

#### **Bare-root Trees**

Class	Top Height	Price per tree
TR	6-12"	\$.80

#### **Container Trees**

Top Height	Price per tree
6-12"	\$1.05



**Eastern Red Cedar** — *Juniperus virginiana*

Eastern red cedar is similar in appearance to Rocky Mountain juniper, but has a rusty winter color. The species is very hardy and is considered by many resource professionals to be the most important conifer in wildlife plantings in the Northern Plains. This year’s crop was grown from seed collected in north central North Dakota. Mature height is approximately 25 feet. Plant 8 to 12 feet apart in a windbreak.

**Bare-root Trees**

Class	Top Height	Price per tree
TR	8-15”	\$.80

**Container Trees**

Top Height	Price per tree
8-15”	\$1.05



**Rocky Mountain Juniper** — *Juniperus scopulorum*

Rocky Mountain juniper is a very hardy, drought-resistant tree that is native to southwest North Dakota. The species grows on a variety of sites, but is probably best suited to the western Dakotas and eastern Montana. The seed for this year’s crop was collected in both north central North Dakota and also South Dakota. Juniper has been widely planted for windbreak and wildlife use and has a silver-green foliage and blue berry-like seeds. The mature height of Rocky Mountain juniper is approximately 15 to 30 feet. Plant 6 to 12 feet apart in a windbreak.

**Bare-root Trees**

Class	Top Height	Price per tree
TR	8-15”	\$.80

**Container Trees**

Top Height	Price per tree
8-15”	\$1.05



**Ponderosa Pine** — *Pinus ponderosa*

Ponderosa pine will grow on most soils, including very sandy sites and sites with little topsoil. Once established, it is very drought resistant. With good care, ponderosa pine will grow to a height of six feet in six years. Mature height is approximately 55 feet. Plant ponderosa pine 8 to 12 feet apart in a windbreak. Ponderosa pine competes well with grass and is a good choice for sod planting. This species is native to North Dakota and has also been widely planted throughout this region. The seed for this year’s crop has been collected right from the area in and around the Towner State Nursery.

**Bare-root Trees**

Class	Top Height	Price per tree
NTR	8-15”	\$.75
TR	6-15”	\$.80
Plug+2	6-15”	\$.85

**Container Trees**

Top Height	Price per tree
6-10”	\$1.05





**Scotch Pine — *Pinus sylvestris***

Scotch pine grown at the Towner State Nursery comes from seed orchards about 50 miles north of the nursery. The orchards represent select sources of Scotch pine from northern Europe and Asia and are often referred to as Siberian Scotch pine. This Scotch pine is very winter-hardy and suited for planting throughout the Great Plains and southern Canada. They prefer sandy loam or heavier soils and are generally considered the fastest growing evergreen grown in the Midwest. Mature height is approximately 40 feet. In windbreaks, plant Scotch pine 8 to 12 feet apart.

Bare-root Trees			Container Trees	
Class	Top Height	Price per tree	Top Height	Price per tree
TR	6-15"	\$.80	6-10"	\$1.05



**Siberian Larch — *Larix sibirica***

Siberian larch is a conifer that loses its needles each fall. This species has very soft, green foliage that turns golden color in the fall, grows rapidly (up to three feet a year) and prefers good soil, but is very drought tolerant. The species is native to northern Europe and Asia. This year's crop of Siberian larch comes from seed collected in Altai, USSR. Plant trees 8 to 12 feet apart. Mature height is approximately 40 to 50 feet.

**Container Trees**

Top Height	Price per tree
8-12"	\$1.05




**European Larch — *Larix decidua***

European larch is native to the mountains of central Europe, but is widely planted in the Midwest, including Canada. This species is a very hardy and cold tolerant tree that grows on well-drained soils, avoiding waterlogged ground. European larch is a large, deciduous coniferous tree that can reach a mature height of 50 feet. Red flowers bloom in mid-spring. The leaves are needle-like, light green, which turn bright yellow before they fall in the autumn, leaving the pale yellow-buff shoots bare until the next spring. This year's crop of European larch comes from seed collected in Minnesota. Spacing for European larch should be 8 to 12 feet apart.

**Container Trees**

Top Height	Price per tree
8-15"	\$1.05



**Juneberry — *Amelanchier alnifolia***

Also called Saskatoon and serviceberry, this shrub grows to a height of 8 feet. Juneberry is popular for its good tasting fruit and red-orange fall color. Juneberry forms a thicket and is a very hardy, native species for the Great Plains and Canada. This species prefers loam to sandy loam and needs adequate moisture to bear fruit. This year's crop was grown from seed collected from named varieties grown in north central North Dakota. This species should be planted 6 feet apart.

**Container Trees**

Top Height	Price per tree
6-12"	\$1.05



## Ohio Buckeye — *Aesculus glabra*

Ohio buckeye is a medium-sized tree with an oval round crown. Ohio buckeye flowers are large greenish-yellow upright panicles, followed by buckeye nuts in the fall. The fall color ranges from yellow-orange to red. This species prefers adequate moisture during drought or leaf scorch may become a problem. The seed is collected in north central North Dakota and grown in a plug container in our greenhouse. These plugs establish and transplant easily with medium growth rates. Mature height is approximately 20 to 40 feet. Five-foot high tree tubes are recommended for protection from wildlife depredation. Plant 12 to 15 feet apart.

### Container Trees

Top Height	Price per tree
6-15"	\$2.00



## Silver Buffaloberry — *Shepherdia argentea*

A tall, thorny, thicket-forming native shrub. Berries are red in color and are used for jellies. This species does well in heavy clay soils. This year's crop of Silver Buffaloberry comes from seed collected in Montana. Plant 6 feet apart in windbreaks.

### Container Trees

Top Height	Price per tree
6-12"	\$1.05



## Bur Oak — *Quercus macrocarpa*

Bur oak is a large, hardy, long-lived tree that is native to the Great Plains and Canada. Bur oak prefers adequate moisture and clean cultivation and will grow to a height of over 50 feet. This species is grown as a "plug" in containers, so it will establish easily and have medium growth rates (1 to 2 feet /yr.) on a variety of sites. Container bur oak do not require sweating to break dormancy in contrast to bare root stock of the species. This year's crop was grown from seed collected in central North Dakota. Plant trees 8 to 12 feet apart in windbreaks. Five-foot high tree tubes are recommended for protection from wildlife depredation.

### Container Trees

Top Height	Price per tree
6-15"	\$1.05





### **Douglas Fir** — *Pseudotsuga menziesii var. glauca*

Rocky Mountain Douglas fir is an important timber species native to the Rocky Mountains. Seed for this year's crop was collected in Cass County in North Dakota. In this region expect trees to mature at 50 feet tall and 20 feet wide. Douglas fir is a pyramidal growing conifer with dark blue-green needles. Plant 12 feet apart in windbreaks.

#### **Container Trees**

Top Height	Price per tree
6-12"	\$1.05



### **Hackberry** — *Celtis occidentalis*

Hackberry is a medium to large sized tree native to North Dakota which is very hardy and adaptive to the ND climate. Container hackberry do not require sweating to break dormancy in contrast to bare root stock of the species. This year's crop comes from seed collected in North Dakota. Mature height is approximately 40 to 60 feet. Plant 8 to 12 feet apart in windbreaks. The dark purple fruit is eaten by many birds and mammals and is an excellent tree for wildlife.

#### **Container Trees**

Top Height	Price per tree
10-18"	\$1.05



### **Jack Pine** — *Pinus banksiana*

Jack pine is a hardy, fast growing tree that is native to eastern United States and Canada. Jack pine may prefer sandy soil, but it has performed well on heavy soils in the eastern two-thirds of North Dakota. This year's crop comes from seed collected in North Dakota. Mature height is approximately 35 feet. In windbreaks or wildlife plantings, space 10 to 12 feet apart.

#### **Container Trees**

Top Height	Price per tree
8-15"	\$1.05



### **Lodgepole Pine** — *Pinus contorta*

A tall straight-trunked, narrow-crowned pine that is native to the Rocky Mountains. This year's crop comes from seed collected in North Dakota.

It is similar in appearance to Jack pine. Plant 10 to 12 feet apart in windbreaks.

#### **Container Trees**

Top Height	Price per tree
4-8"	\$1.05



## Northern White-Cedar — *Thuja occidentalis*

Northern white-cedar is a small to medium tree with a stout trunk. This species also known as the American Arborvitae; prefers sites with semi-moist soils. This year's crop comes from seed collected in North Dakota. Plant 10 to 12 feet apart in windbreaks. Mature height is 30-40 feet.

### Container Trees

Top Height	Price per tree
6-10"	\$1.05



## Custom Pack — Bare Root Only

Custom packs can be created to meet your specific needs. This pack would consist of a combination of bare-root species. Each species comes in a bundle of 25. This pack would be beneficial if you are looking at more variety but fewer trees of each species. Ex: 25 Black Hills spruce, 25 Scotch pine and 50 Ponderosa pine.

### Bare-root Trees

Top Height	Price per pack
Varies on species	\$95.00



## For Trial Use Only:

Towner State Nursery is engaging in applied research to evaluate new species for possible conservation use. Listed below are two hybrids that may possess potential suitability for North Dakota. Customers are encouraged to try these species and share their feedback with the nursery.

### Bur-English Oak — *Quercus macrocarpa x robur bf*

Bur-English is a hybrid hardy to Zone 4. Reaches a mature height of 70' and forms a large open crown. Adaptable to alkaline soil conditions. Plant trees 8-12 feet apart in windbreaks. This year's crop was grown from seed collected in Utah. Five-foot high tree tubes are recommended for protection from wildlife depredation.

### Container Trees

Top Height	Price per tree
6-15"	\$1.05



### Bur-Gambel Oak — *Quercus macrocarpa x gambelli*

Bur-Gambel oak is a vigorous, fast-growing hybrid. The drought tolerance of Gambel oak combined with the cold tolerance of bur oak give this hybrid the potential to be a faster growing oak for the region. Plant trees 8-12 feet apart in windbreaks. This year's crop was grown from seed collected in Utah. Five-foot high tree tubes are recommended for protection from wildlife depredation.

### Container Trees

Top Height	Price per tree
6-15"	\$1.05

# Ordering and Shipping

## Conditions of Sale

- Minimum order is 100 trees. NO EXCEPTIONS
- All species must be ordered in lots of 50.
- This nursery stock is intended for conservation plantings and shall not be used in ornamental or landscape plantings.
- Full payment for the order must be made in advance of their release from the nursery, except for government or Soil Conservation Districts. Forms of payment: Check or Cash.
- Please call the Towner State Nursery to schedule a date to pick up your order as we get into the spring season. You are able to have the trees shipped via UPS per charges below.
- Always transport trees in an enclosed vehicle. Make sure you have adequate room to avoid compaction. If you have a question about the size of vehicle to transport your order, please call the Towner State Nursery.
- Tree stock is typically available from April until the end of May each year.
- Substitutions/Cancellations: We reserve the right to cancel or substitute a portion of the stock, due to weather conditions, animal, insect and disease injury, or any other causes beyond our control.

## Shipping of Trees

- Full payment for trees and shipping must be made before your order can be shipped.
- Trees are shipped from the nursery on Monday, Tuesday or Wednesday to allow delivery before the weekend.
- The shipping charge on all 16-24" spruce will be \$30 per 50 trees.
- See chart for shipping rates.
- Additional charges may apply for out of state and large shipments.
- For larger orders being picked up by a trucking company – Palletized rate of \$20 per pallet.
- Phytosanitary Certificate Fee – \$50.00 (Canadian orders only)

Total Number of Trees	Shipping & Handling Charges
000-100	\$22
101-200	\$44
201-300	\$66
301-400	\$88
401-500	\$110
501-600	\$132
601-700	\$154
701-800	\$176
801-900	\$198
901-1000	\$220
<b>16-24" Spruce</b>	
50	\$30





# 2018 Order Form

Print Please:

Name: \_\_\_\_\_ Telephone: \_\_\_\_\_

Address: \_\_\_\_\_

Email: \_\_\_\_\_

I will:  pick up trees  ship trees (**minimum order of 100**, additional charges may apply for out of state and larger shipments)

## Bare-Root Trees:

(TR = Transplanted, NTR = Non transplanted)

	Class	Top Height	Order in Multiples	Qty. Ordered	Price Per Tree	Cost
Black Hills spruce	TR	8-15"	50		.80	
Black Hills spruce	TR	16-24"	50		\$2.00	
Colorado blue spruce	TR	8-15"	50		.80	
Colorado blue spruce	TR	16-24"	50		\$2.00	
Eastern red-cedar	TR	8-15"	50		.80	
Meyer spruce	TR	6-12"	50		.80	
Ponderosa pine	NTR	8-15"	50		.75	
Ponderosa pine	TR	6-15"	50		.80	
Ponderosa pine	Plug+2	6-15"	50		.85	
Rocky Mountain juniper	TR	8-15"	50		.80	
Scotch pine	TR	6-15"	50		.80	

## Container/Plug Trees:

	Top Height	Order in Multiples of	Qty. Ordered	Price Per Tree	Cost
Black Hills spruce	6-15"	50		\$1.05	
Colorado blue spruce	8-15"	50		\$1.05	
Douglas fir	6-12"	50		\$1.05	
Eastern red-cedar	8-15"	50		\$1.05	
European larch	8-15"	50		\$1.05	
Jack pine	8-15"	50		\$1.05	
Lodgepole pine	4-8"	50		\$1.05	
Meyer spruce	6-12"	50		\$1.05	
Northern white-cedar	6-10"	50		\$1.05	
Ponderosa pine	6-10"	50		\$1.05	
Rocky Mountain juniper	8-15"	50		\$1.05	
Scotch pine	6-10"	50		\$1.05	
Siberian larch	8-12"	50		\$1.05	

## Hardwoods

Bur oak	6-15"	50		\$1.05	
Bur-English Oak	6-15"	50		\$1.05	
Bur-Gambel Oak	6-15"	50		\$1.05	
Hackberry	10-18"	50		\$1.05	
Juneberry	6-12"	50		\$1.05	
Silver buffaloberry	6-12"	50		\$1.05	

## Miscellaneous:

	Order in Multiples of	Qty. Ordered	Price per Item	Cost
Custom pack: 100 bare-root, any tree combination, 25 trees/bundle	1		\$95	
Ohio buckeye – 2 year plug	6-15"	10	\$2.00/each	

**Towner State Nursery**

878 Nursery Road • Towner, ND 58788


Tel: 701-537-5636 • Fax: 701-537-5680

[www.ndsu.edu/ndfs](http://www.ndsu.edu/ndfs) • [tnursery@srt.com](mailto:tnursery@srt.com)

[www.facebook.com/NorthDakotaForestService](http://www.facebook.com/NorthDakotaForestService)

**RETURN SERVICE REQUESTED**

PRSRT STD  
U.S. POSTAGE  
**PAID**  
TOWNER, ND  
Permit No. 1



North Dakota State University does not discriminate on the basis of age, color, gender expression/identity, genetic information, marital status, national origin, physical and mental disability, pregnancy, public assistance status, race, religion, sex, sexual orientation, or status as a U.S. veteran. Direct inquiries to: Vice Provost for Faculty and Equity and Title IX/ADA Coordinator, Old Main 201, 701-231-7708.

This publication will be made available in alternative formats for people with disabilities upon request, 701-537-5636.

**NDSU** NORTH DAKOTA  
STATE UNIVERSITY