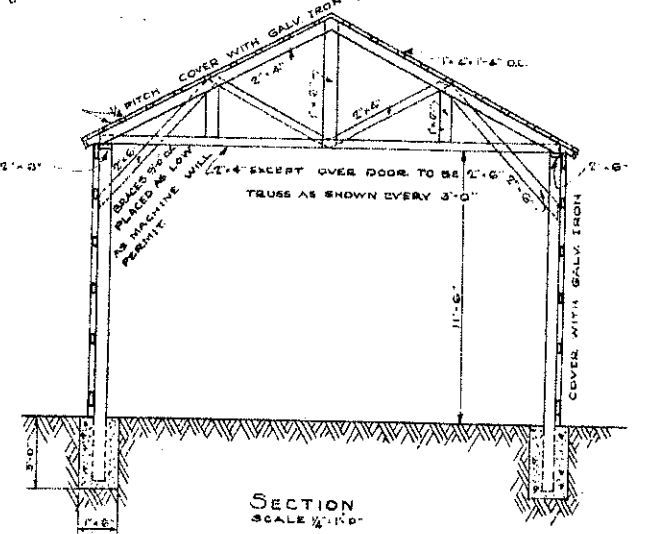
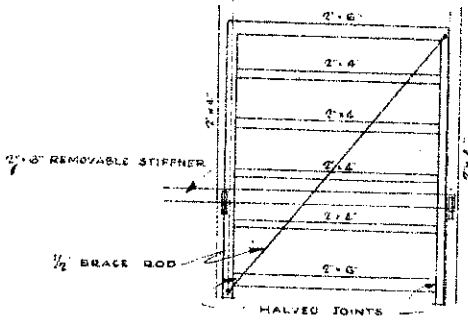
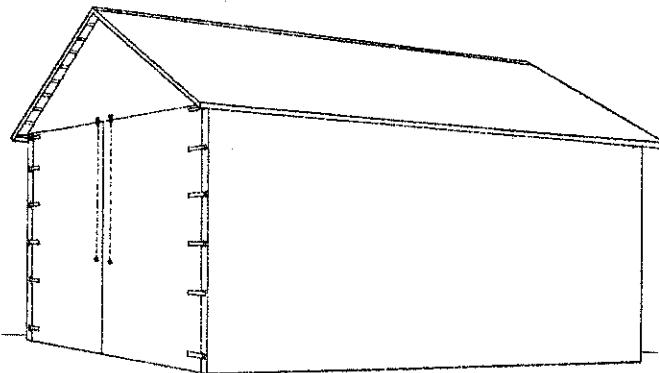


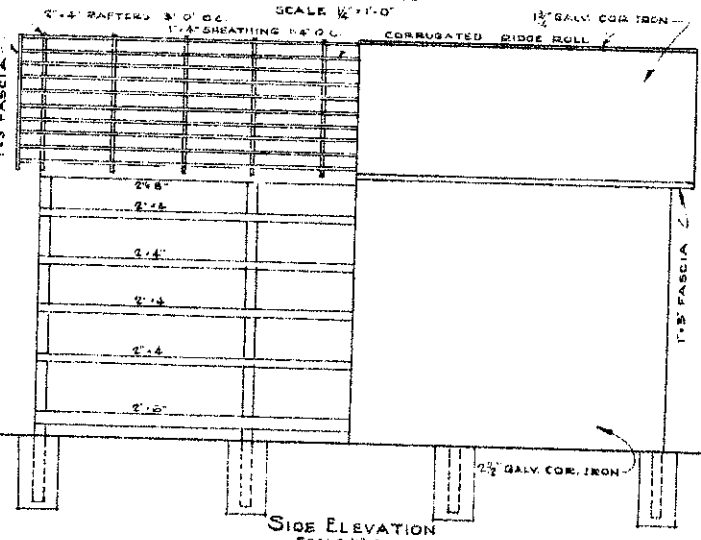
PLAN  
SCALE 1/2"=1'-0"



SECTION  
SCALE 1/2"=1'-0"



DOOR FRAMING  
SCALE 1/2"=1'-0"



SIDE ELEVATION  
SCALE 1/2"=1'-0"

**BILL OF MATERIAL (20'-0" X 21'-0" SIZE)**

NO REQ	SIZE	GRADE	REMARKS
10 SACKS			CEMENT
7 CUB YDS			SAND
8	14'-0" 8" TOP		CREOSOTE BUTTS
1	20'-0"		
3	2'-8" x 18'-0"	NO. 1	NAIL GIRTS
3	2'-6" x 10'-0"	"	"
6	2'-6" x 18'-0"	"	"
3	2'-6" x 10'-0"	"	BRACES
8	2'-4" x 20'-0"	"	NAIL GIRTS & CROSS TIES
12	2'-4" x 18'-0"	"	NAIL GIRTS
33	2'-4" x 17'-0"	"	BRACES & RAFTERS
3	1'-6" x 10'-0"	"	"
100 BM	1 1/2" x 4"	NO. 2	ROOF SHEATHING
2	1'-3" x 12'-0"	NO. 1	CORNICE
30 SHEETS	18'-0"	1 1/2" 26 GAUGE	GALV. COR. IRON
51	12'-0"	2 1/2"	"
30 LIN. FT.		1 1/2" CORRUGA	(TONS) COR. RIDGE ROLL
10 LBS.	20d		NAILE
5 LBS.	16d		"
10 LBS.	10d		"
10 LBS.	8d		"
20 LBS.		1 1/4"	GALV BARBED ROOFING NAILE
10 LBS.			LEAD ROOFING WASHERS
1/2 GAL.			PAINT
2	1/2" RODS	14'-0"	DOOR BRACES
6 PR.	12"	HEAVY	SCREW STRAP HINGES
1			DOOR HAEP
2			CHAIN PULL DOOR LATCHES

**MINIMUM SIZES FOR DIFFERENT COMBINES DIMENSIONS BASED ON 1926 MODELS**

MAKE	WIDTH	LENGTH	HEIGHT
ADVANCE RUMELY NO. 1	20'-0"	25'-0"	8'-10"
"	24'-0"	30'-0"	9'-10"
"	20'-0"	22'-0"	9'-4"
"	16'-0"	20'-0"	9'-4"
"	20'-0"	25'-0"	9'-4"
HARRIS 22/35 1/2	14'-0"	21'-0"	10'-10"
"	24/35 1/2	18'-0"	12'-8"
HOLT (SEPARATOR ONLY) NO. 30	12'-0"	28'-0"	11'-0"
"	NO. 32	10'-0"	10'-2"
"	NO. 34	10'-0"	9'-2"
"	NO. 36	10'-0"	9'-5"
INTERNATIONAL NO. 7	12'-0"	24'-0"	9'-5"
"	NO. 8	18'-0"	10'-3"
"	NO. 9	12'-0"	11'-6"
J.I. CASE 10' PRAIRIE TYPE	18'-0"	24'-0"	8'-10"
MASSEY-HARRIS NO. 5	18'-0"	27'-0"	10'-0"
"	12'-0"	27'-0"	10'-0"
"	NO. 6	20'-0"	10'-6"
GLEANER	14'-0"	22'-0"	8'-4"

COOPERATIVE EXTENSION WORK IN  
 AGRICULTURE AND HOME ECONOMICS  
 STATE OF NORTH DAKOTA  
 NORTH DAKOTA AGRICULTURAL COLLEGE  
 AND  
 U. S. DEPT. OF AGRICULTURE COOPERATING  
 EXT. AGR'L. ENGINEER - FARGO, N. DAK.  
**COMBINE HARVESTER SHED**  
 MIDWEST 74131 25342 5340 5342 1001