



Farm Loan Information

North Dakota
USDA
Farm Service Agency



General FLP Loan Information

Loan Types and Interest Rates					
	Maximum Loan	Typical Terms	Current Interest Rate (adjusted Monthly)		
Direct					
Youth Loan	\$ 5,000	1 to 7 years	2.625%		
Operating Loan	\$ 300,000	1 to 7 years	2.625%		
Microloan	\$ 50,000	1 to 7 years	2.625%		
Farm Ownership	\$ 300,000	Up to 40 years	4.00%		
Emergency	\$ 500,000	1 to 7 years for Chattels			
		Up to 40 years for Physical Loss to Real Estate	3.625%		
Guaranteed					
	Maximum Loan	Typical Terms	Current Interest Rate (adjusted Monthly)		
Line of Credit	\$ 1,392,000	1 to 5 years	Determined By Lender/Applicant		
Operating Loan	\$ 1,392,000	1 to 7 years	Determined By Lender/Applicant		
Farm Ownership	\$ 1,392,000	20 to 40 years	Determined By Lender/Applicant		

FLP Caseload

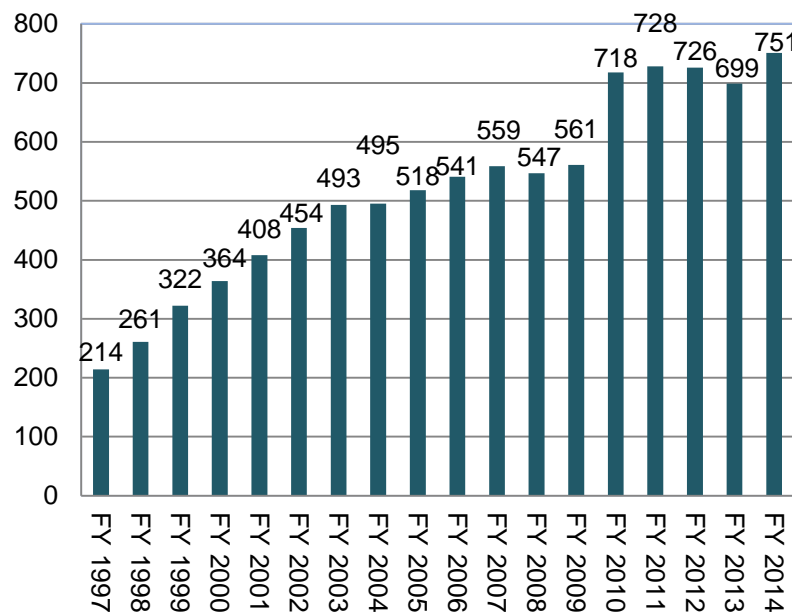
*Total Direct Caseload	Total Number of Borrowers	Total Number of Loans	Total Dollars P & I
North Dakota	1,387	2,935	\$ 217,615,509
*Total Guaranteed Caseload	Total Number of Borrowers	Total Number of Loans	Total Dollars Principal - Rank
North Dakota	787	1,288	\$ 218,581,320

Total current FSFL outstanding all years 689 loans \$31.9 million

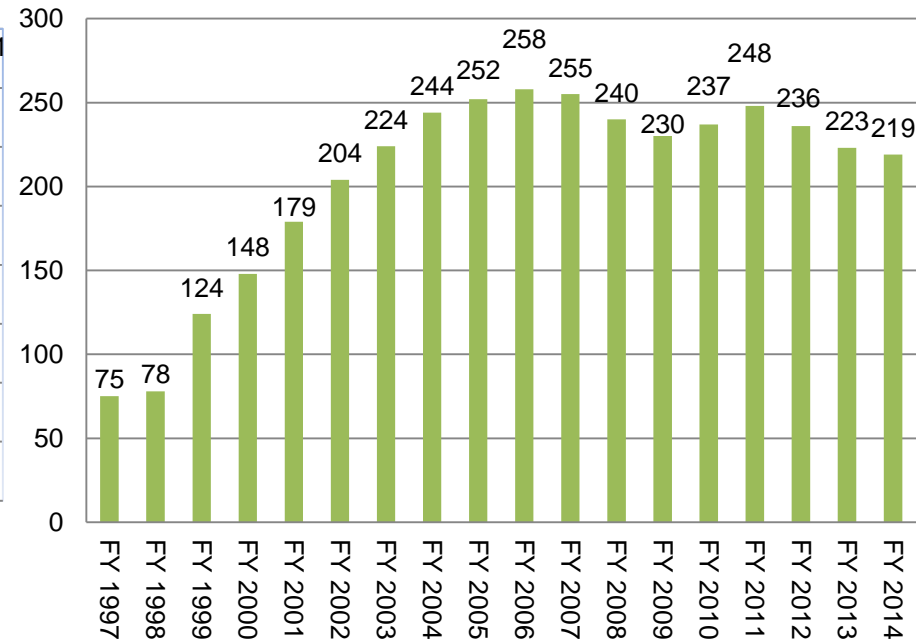
FLP Beginning Farmer Caseload

Beginning Farmer Total Caseload - Direct			Beginning Farmer Total Caseload - Guaranteed		
	FY 2013	FY 2014		FY 2013	FY 2014
Borrower Count	699	751	Borrower Count	223	219
Loan Count	1243	1376	Loan Count	369	358
\$ Amount	\$ 108,478,120	\$ 117,815,261	\$ Amount	\$ 47,057,928	\$ 44,733,706

ND BF By Number of Borrowers - Direct



ND BF By # of Borrowers - Guaranteed

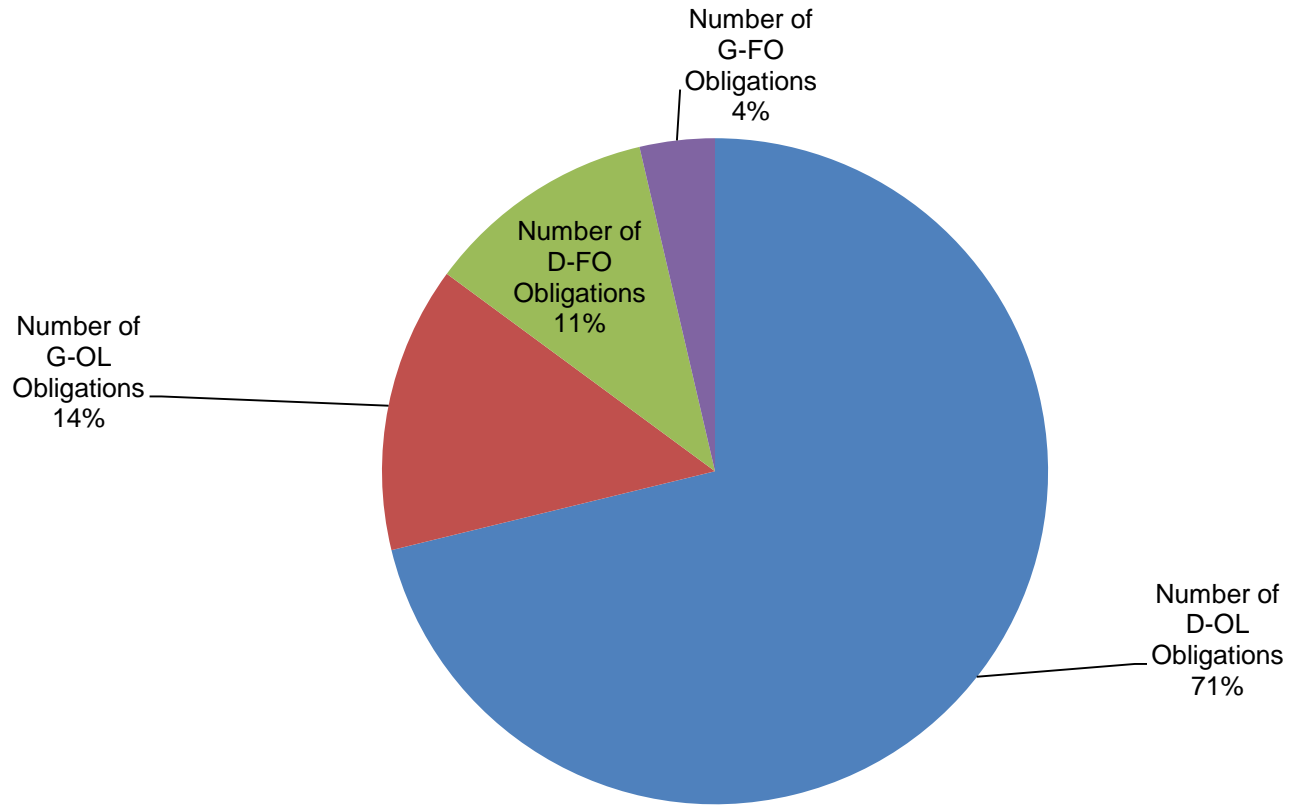


FY 2013 – Farm Loan Program

FY 2013 Loans	Number of D-OL Obligations	D-OL Obligations	Number of G-OL Obligations	G-OL Obligations	Number of D-FO Obligations	D-FO Obligations	Number of G-FO Obligations	G-FO Obligations
Beginning Farmer	215	\$ 18,814,751	42	\$ 7,977,630	34	\$ 5,850,780	11	\$ 5,214,725
Total Loans	312	\$ 23,929,000	105	\$ 23,646,000	45	\$ 7,767,000	28	\$ 12,862,000
	Number of EM Obligations	EM Obligations	Total Number of Obligations	Total Obligations				
Beginning Farmer	N/A	N/A	302	\$ 37,857,886				
Total Loans	5	\$ 634,000	495	\$ 68,838,000				
FSFL	Number of Obligations	Dollar Amount						
	102	\$9.7 million						
CCC Marketing Loans		\$80.2 million (mixed units of measure)	369 outstanding - 15 loans	\$670,000	3.9 million bushels of wheat and 8.4 million bushels of corn			

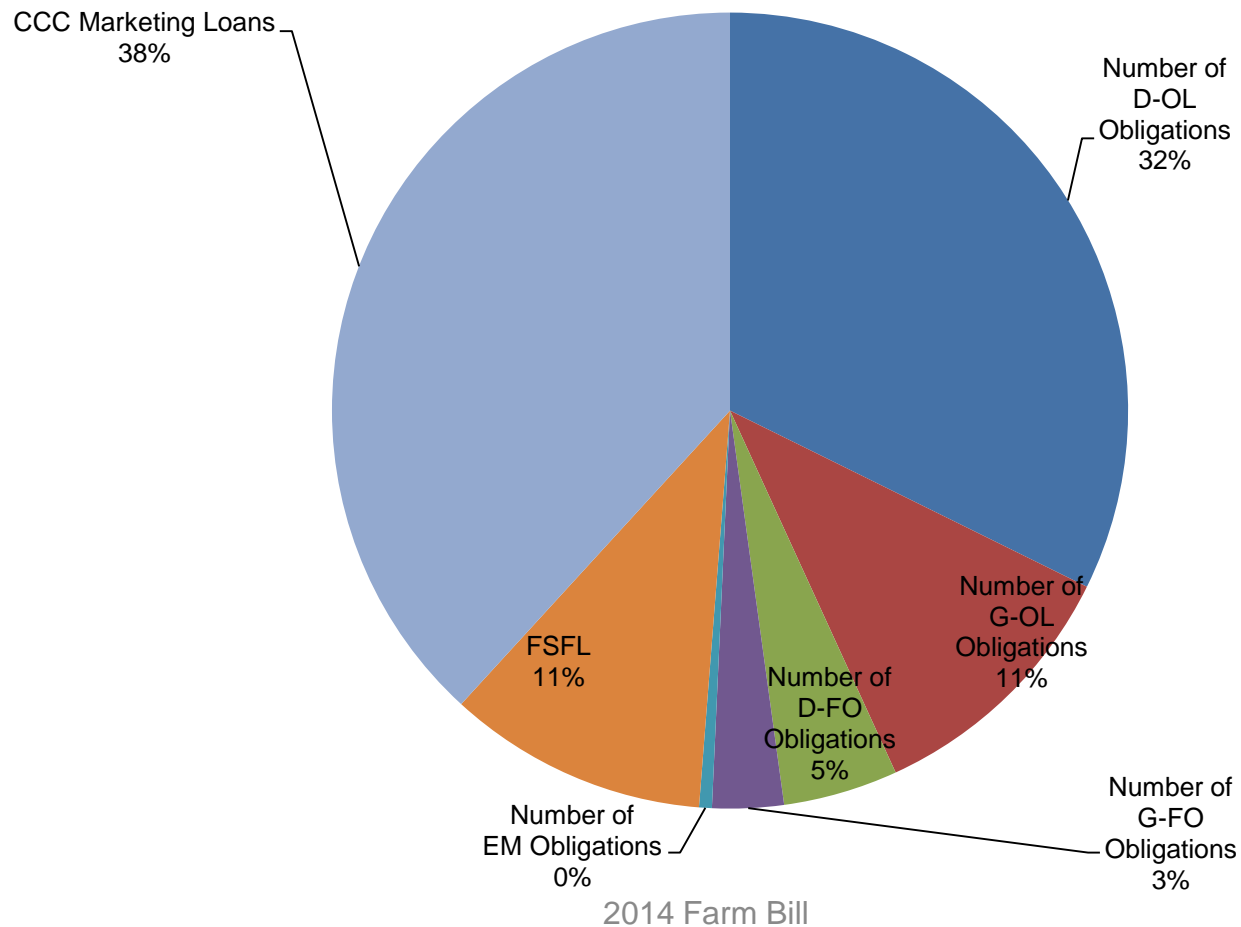
FY 2013 – Farm Loan Program

FY 2013 Beginning Farmer Obligations - \$37,857,886



FY 2013 – Farm Loan Program

FY 2013 Total Obligations - \$158,738,000

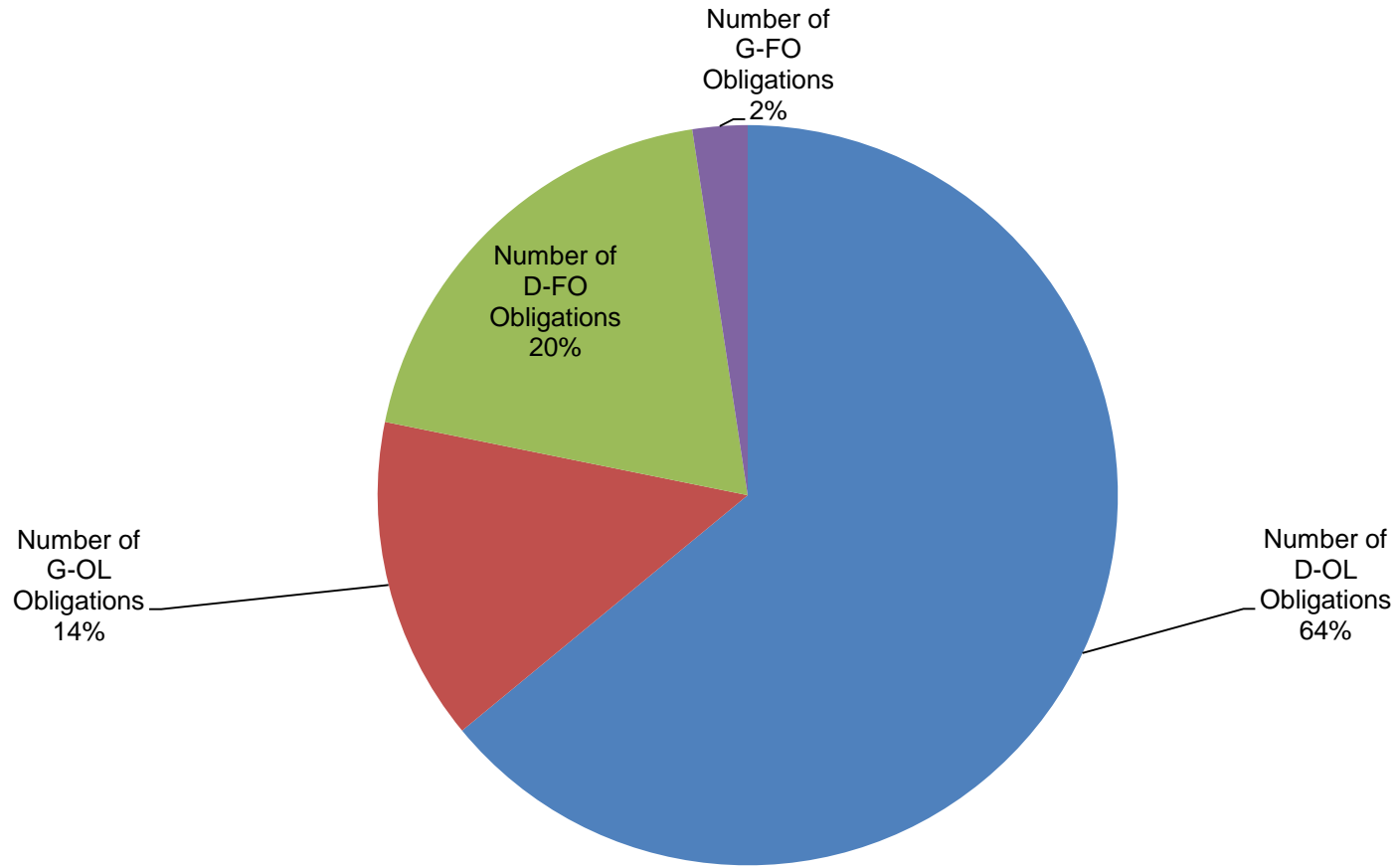


FY 2014 – Farm Loan Program

FY 2014 Loans	Number of D-OL Obligations	D-OL Obligations	Number of G-OL Obligations	G-OL Obligations	Number of D-FO Obligations	D-FO Obligations	Number of G-FO Obligations	G-FO Obligations
Beginning Farmer	267	\$ 21,747,040	59	\$ 12,454,585	81	\$ 14,641,162	10	\$ 4,696,455
Total Loans	394	\$ 31,258,000	143	\$ 43,775,000	107	\$ 19,632,000	40	\$ 21,759,000
	Number of EM Obligations	EM Obligations	Total Number of Obligations	Total Obligations				
Beginning Farmer	N/A	N/A	417	\$ 53,539,242				
Total Loans	5	\$ 477,000	689	\$ 116,900,000				
	Number of Obligations	Dollar Amount						
FSFL	80	\$8.4 million						
CCC Marketing Loans	298	\$43 million (mixed units of measure)						
	4.7 million bushels of wheat and 2.2 million bushels of corn currently under loan							

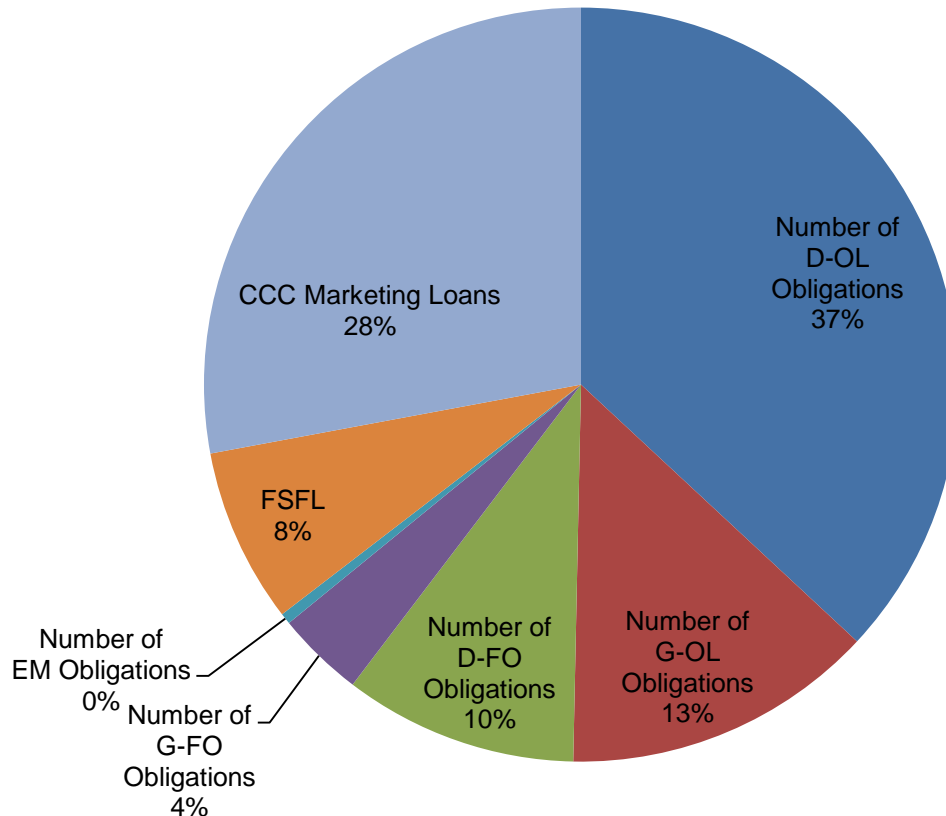
FY 2014 – Farm Loan Program

FY 2014 Beginning Farmer Obligations - \$54,539,242



FY 2014 – Farm Loan Program

FY 2014 Total Obligations - \$168,300,000





Aaron Krauter
ND FSA State Director
aaron.krauter@nd.usda.gov
701-239-5224