

## Range Cow Nutrient Requirements during Production Periods

Llewellyn L. Manske PhD  
Range Scientist  
North Dakota State University  
Dickinson Research Extension Center

Improvement in profit margins from beef production requires a reduction in forage-feed costs because these costs comprise 60% to 65% of the production costs of cow-calf operations. Traditional pasture-forage management practices used to provide feed for range cows are inefficient in the capture of the forage nutrients produced on a land base and in the conversion of those nutrients into a saleable commodity like calf weight. High forage-feed costs result.

The basic concepts for traditional management practices were developed during the early stages of the beef industry in the Northern Plains when the dry matter requirements for the livestock were the major consideration and the cost of land area per animal added little to the total production costs. The traditional practices brought numerous family operations in the region through depression, drought, severe winter storms, wild fires, and other natural and man-made calamities but are not adequately serving producers facing current conditions. The old practices ineffectively address two major changes that have occurred. The first major change is that the modern fast-growing, high-performance cattle are genetically different from the old-style cattle. Modern cattle have higher rates of weight gain, produce greater quantities of milk, are larger and weigh more, and deposit less fat on their bodies. Modern animals have higher levels of nutrient requirements, which traditional practices do not efficiently meet. The second major change is that the swine, poultry, and dairy industries have switched to efficient feed management systems that evaluate feed costs by the cost per unit of weight of the nutrients. This shift has reduced production costs for these industries and increased competition for the beef industry. With traditional practices, the beef industry cannot reduce production costs enough to remain competitive.

Feed management systems for beef production in the Northern Plains need to be changed and improved. The modern animal, which has reduced body fat, performs best when provided with the required quantities of nutrients throughout the production year, and feed costs are lower when greater quantities of the produced nutrients are efficiently captured from the land base.

The nutrients beef animals require are energy, protein, minerals, vitamins, and water. The quantities of each nutrient required vary with cow size, level of

milk production, and production period. Forages provide primarily energy and protein and also some portion of the required minerals and vitamins. The amounts of minerals deficient in forage can be supplied by a free-choice salt/mineral program. Vitamin A can be supplemented if carotene is low in range cow feeds. Adequate quantities of clean water must be provided for satisfactory animal performance.

Forage dry matter intake is influenced primarily by cow size. Larger cows need more feed than smaller cows for satisfactory reproductive and production performance. Daily dry matter intake is generally around 2% of body weight but ranges from 1.5% to 3.0% of body weight (Holecheck et al. 1995) and can be affected by the quality or the water content of forage and by environmental conditions. The dry matter intake requirement for beef cows is the quantity of forage dry matter that contains the required amount of energy (NRC 1996).

Modern high-performance cows produce greater quantities of milk than the old-style cows. Higher milk production requires that cows consume more energy, protein, calcium, and phosphorus for satisfactory performance (NRC 1996). Forages that do not meet these nutrient requirements cause loss of cow weight and reduced milk production.

The quantity of nutrients range cows require is not consistent throughout the year. The level of nutrients required above maintenance levels varies with the changes in nutrient demand from milk production for the nursing calf as it grows and with the changes in nutrient demand of the physiological preparation for breeding and the development of the fetus that will be the next calf (BCRC 1999). The various combinations of these changing nutritional requirements (table 1) are separated into four production periods: dry gestation, third trimester, early lactation, and lactation, which is subdivided into spring, summer, and fall portions.

The dry gestation production period has the lowest nutrient requirements because there is no nursing calf or milk production and the developing fetus is still small during middle gestation and does not have high nutrient demands. Heavy cows can lose weight during this period without detrimental future effects on reproduction and production performance. Cows with moderate body condition should maintain body weight because the cost to replace lost pounds is greater during

other production periods. Thin cows should gain weight during this period because each pound gained requires less feed and costs less than weight gained during other production periods.

The third trimester production period has increased nutrient requirements. Although the cow has no calf at her side and is not producing milk, the developing fetus is growing at an increasing rate. The weight gain from the fetus and related fluid and tissue is about one pound per day during the last 2 or 2.5 months when the fetus is growing very rapidly (BCRC 1999). It is important that higher-quality forage that meets the nutritional requirements be provided during this period to maintain the weight of cows in moderate or good body condition and to ensure a strong, healthy calf. Feeding forages containing insufficient nutrients during this period causes a reduction in cow body condition and results in delayed estrual activity and a delay in rebreeding.

The early lactation production period has the greatest nutritional requirements of the production periods because the birth of the calf initiates production of increasing amounts of milk and the reproductive organs require repair and pre-conditioning to promote the rapid onset of the estrus cycle. Cows gaining weight during this period produce amounts of milk at or near the animals' genetic potential. Cows increasing in body condition will have adequate time to complete at least one estrus cycle prior to the start of the breeding season; this rapid recovery improves the percentage of cows that conceive in the first cycle of the breeding season (BCRC 1999). Feeding forages containing insufficient nutrients during this period causes a reduced cow body condition that results in milk production at levels below the animals' genetic potential and in a delayed onset of estrual activity so that the period between calving and the first estrus cycle is lengthened and conception rates in the cow herd are reduced.

The spring portion of the lactation production period has nutritional requirements slightly reduced from those of the previous period. The quantity of milk produced continues to increase until the peak is reached during the later part of the second month or the early part of the third month after calving (BCRC 1999). Cows gaining weight during this period produce amounts of milk at or near the animals' genetic potential. Providing harvested or pasture forages with high nutrient content prior to and during breeding season stimulates ovulation in the cows: cows with improving body condition start estrus cycles earlier and can rebreed in 80 to 85 days after calving (BCRC 1999). The rate of calf weight gain continues to increase during the spring period. Calves that are around a month old in early May have developed enough to take advantage of the high levels of milk

produced by cows grazing high-quality forage on domesticated grass spring complementary pastures and add weight at high rates.

The summer portion of the lactation production period has nutritional requirements above maintenance. The greater part of the additional nutrients is for the production of milk for the nursing calf, and a smaller amount is for the support of an embryo at the early stages of development. The nutritional quality of the forage during the summer plays a role in maintaining the pregnancy. Cows maintaining or improving body condition have lower rates of embryo loss than cows losing body condition (BCRC 1999). The quantity of milk produced during the summer period declines from peak levels. The nutritional quality of the forage affects the rate of decrease. If the forage quality is at or above the animals' nutritional requirements, cows can maintain milk production near their genetic potential during most of the lactation period (BCRC 1999). Cows with higher milk production produce heavier calves at weaning. Cows grazing pasture treatments with forage quality insufficient to meet animal nutritional requirements have milk production below their genetic potential and produce calves that are lighter at weaning and have higher costs per pound of weight gained.

The fall portion of the lactation production period has nutritional requirements above maintenance. The greater part of the additional nutrients is for the production of milk for the nursing calf, and a smaller amount is for fetus development. The nutritional quality of the forage affects the quantities of milk produced. If forage quality is at or near animal nutritional requirements, milk production can be fairly high and rate of calf weight gain can be satisfactory (BCRC 1999). Forage quality of mature perennial grasses on traditionally managed pastures is below the requirements of a lactating cow. Forage-feed costs increase when the nutrient quality of the grass or forage provided does not meet the nutritional requirements of the cow. Cows lose body weight and body condition when body reserves are converted into milk production. The level of milk production and the rate of calf weight gain are low; the result is higher costs per pound of calf weight gained.

The time of year during which the cow production periods occur is set by the calving date, which is determined by the breeding date. The sequences of production periods of cows with calving dates in January to April are shown in table 2. The date of calving should be selected so that the nutritional requirements of the cow during her production periods are synchronized with the nutritional quality of the grass and forage resources. The nutritional quality of the common domesticated grassland and native

rangeland pastures in the Northern Plains (Whitman et al. 1951, Manske 1999a, b) matches the nutritional requirements of the lactation production periods of cows with calving dates in January through April (Fig. 1-4). The nutritional requirements of cows with calving dates in late spring, summer, or fall are not synchronized with the changes in nutritional quality of perennial forages on grazinglands (Fig. 5-12). Forage from sources other than perennial grass grazinglands is required to provide low-cost nutrients for cows with calving dates later than April.

Tables 3 to 14 show cow nutrient requirements from grazingland forage or harvested forage during the production periods for 1000-pound, 1200-pound, and 1400-pound cows with calving dates in January to April. The 1200-pound cow with a calf born in mid March will be used as the example throughout this report. The 12-month nutritional requirements for a 1200-pound cow (table 10) are 9489 pounds of forage dry matter, 5217.2 pounds of energy as TDN, 835.8 pounds of crude protein, 24.1 pounds of calcium, and 16.7 pounds of phosphorus. The 12-month forage-feed costs for a cow depend on the amount paid for each pound of nutrient.

Accurate evaluations of costs among various management treatments and forage types are based on costs per pound of nutrient. Cost per pound of crude protein could be used in cost comparisons for different forage types. Small but positive profit margins can be achieved for beef production during a low market with calf weight value at \$0.70 per pound at weaning time when the average calf weaning weight is 535 pounds and the pasture-forage costs are 60% of total beef production costs with average forage-feed costs of \$0.62 per day, forage dry matter costs of \$48.00 per ton, and crude protein costs of \$0.25 per pound.

Nutritional requirements for beef cows are determined on a dry-matter basis. Almost all forages consumed by range cows have some water content.

Table 15 shows the wet weight equivalent of forages with various water contents. Cows can consume a greater weight of wet forage than of dry forage (BCRC 1999).

Forage dry matter intake of grazing animals is affected by the size of the cow. Large cows consume more forage than medium- and standard-sized cows. A more accurate estimate of daily or monthly forage demand of livestock on grazinglands can be determined with the metabolic weight of the animal rather than its live weight. Metabolic weight is live weight to the 0.75 power (NRC 1996). A 1000-pound cow with a calf is the standard, which is defined as 1.00 animal unit (AU) and has a daily dry matter allocation of 26 pounds of forage (Bedell 1998). The metabolic weight of a 1200-pound cow with a calf is 1.147 animal unit equivalent (AUE), which has a daily dry matter allocation of 30 pounds of forage. The metabolic weight of a 1400-pound cow with a calf is 1.287 animal unit equivalent (AUE), which has a daily dry matter allocation of 33 pounds of forage (Manske 1998a). The amount of forage dry matter consumed in one month by one animal unit, a 1000-pound cow with a calf, is an animal unit month (AUM) (Bedell 1998). During the grazing season from May through November, the length of the average month is 30.5 days (Manske 1998b).

Range cow nutritional requirements change with cow size, milk production level, and production period. Coordination of pasture and forage quantity and quality with dietary quantity and quality requirements of the cow during production periods improves efficiency of nutrient capture and conversion, resulting in lower pasture-forage costs.

#### **Acknowledgment**

I am grateful to Sheri Schneider for assistance in production of this manuscript and for development of the tables and figures. I am grateful to Amy M. Kraus for assistance in preparation of this manuscript.

**Table 1.** Intake nutrient requirements in pounds per day for range cows with average milk production during 12 months of production periods (data from NRC 1996).

	Dry Gestation	3 <sup>rd</sup> Trimester	Early Lactation	Lactation (Spring, Summer, Fall)
1000 lb cows				
Dry matter	21	21	24	24
Energy (TDN)	9.64	10.98	14.30	13.73
Crude protein	1.30	1.64	2.52	2.30
Calcium	0.03	0.05	0.07	0.06
Phosphorus	0.02	0.03	0.05	0.04
1200 lb cows				
Dry matter	24	24	27	27
Energy (TDN)	11.02	12.62	15.85	15.23
Crude protein	1.49	1.87	2.73	2.51
Calcium	0.04	0.06	0.08	0.07
Phosphorus	0.03	0.04	0.05	0.05
1400 lb cows				
Dry matter	27	27	30	30
Energy (TDN)	12.42	14.28	17.40	16.71
Crude protein	1.67	2.13	2.94	2.70
Calcium	0.04	0.07	0.08	0.08
Phosphorus	0.03	0.05	0.06	0.05

Table 2. Twelve-month range cow production period sequences for calf birth dates in January to April.

12-Months	Calf Birth Month			
	January	February	March	April
late Nov	RATION (cont') 3rd Trimester 3.0m, 90d	RATION  3rd Trimester 3.0m, 90d	Dry Gestation 1.0m, 32d	RATION  Dry Gestation 2.0m, 62d
Dec			RATION	
Jan	Calf Birth	Calf Birth	3rd Trimester 3.0m, 90d	3rd Trimester 3.0m, 90d
Feb	Early Lactation 1.0m, 32d			
Mar	Lactation 2.5m, 75d	Early Lactation 1.0m, 32d	Calf Birth	Calf Birth
Apr		Lactation 1.5m, 45d	Early Lactation 1.5m, 45d	
May	PASTURE Lactation (spring) 1.0m, 31d	PASTURE Lactation (spring) 1.0m, 31d	PASTURE Lactation (spring) 1.0m, 31d	Early Lactation 0.5m, 15d
Jun				PASTURE Lactation (spring) 1.0m, 31d
Jul	Lactation (summer) 4.5m, 137d	Lactation (summer) 4.5m, 137d	Lactation (summer) 4.5m, 137d	Lactation (summer) 4.5m, 137d
Aug	Calf age-9m Calf Weaning	Lactation (fall) 1.0m, 30d Calf age-9m Calf Weaning	Lactation (fall) 1.0m, 30d Calf age-8m Calf Weaning	Lactation (fall) 1.0m, 30d Calf age-7m Calf Weaning
Sep				
Oct	RATION  3rd Trimester 3.0m, 90d	Lactation (fall) 1.0m, 30d Calf age-9m Calf Weaning	Lactation (fall) 1.0m, 30d Calf age-8m Calf Weaning	Lactation (fall) 1.0m, 30d Calf age-7m Calf Weaning
early Nov				

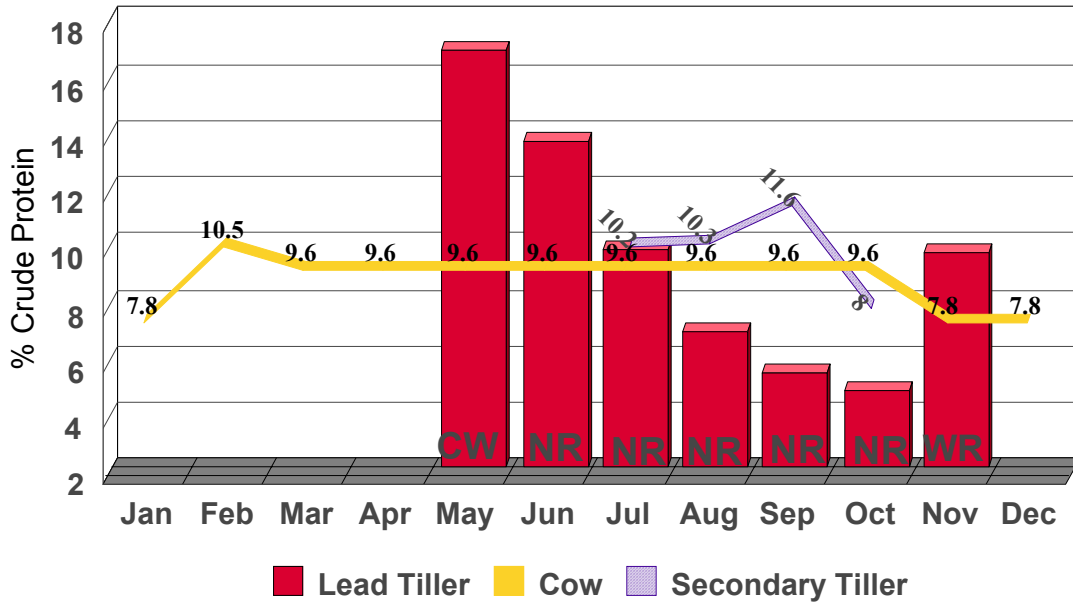


Fig. 1. Cow nutritional requirements for calf birth in January and pasture nutritional quality.

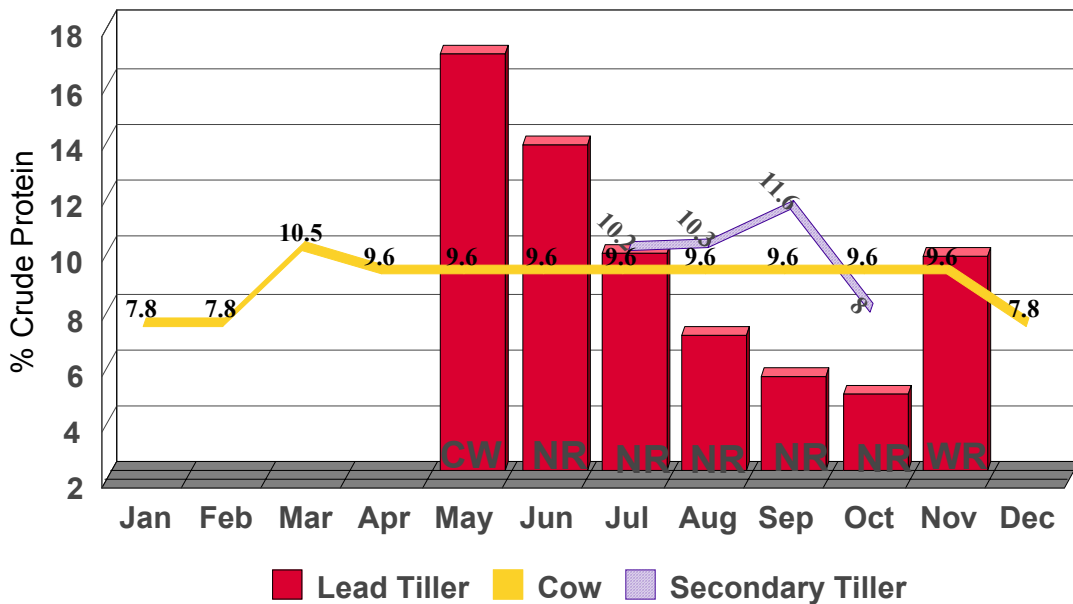


Fig. 2. Cow nutritional requirements for calf birth in February and pasture nutritional quality.

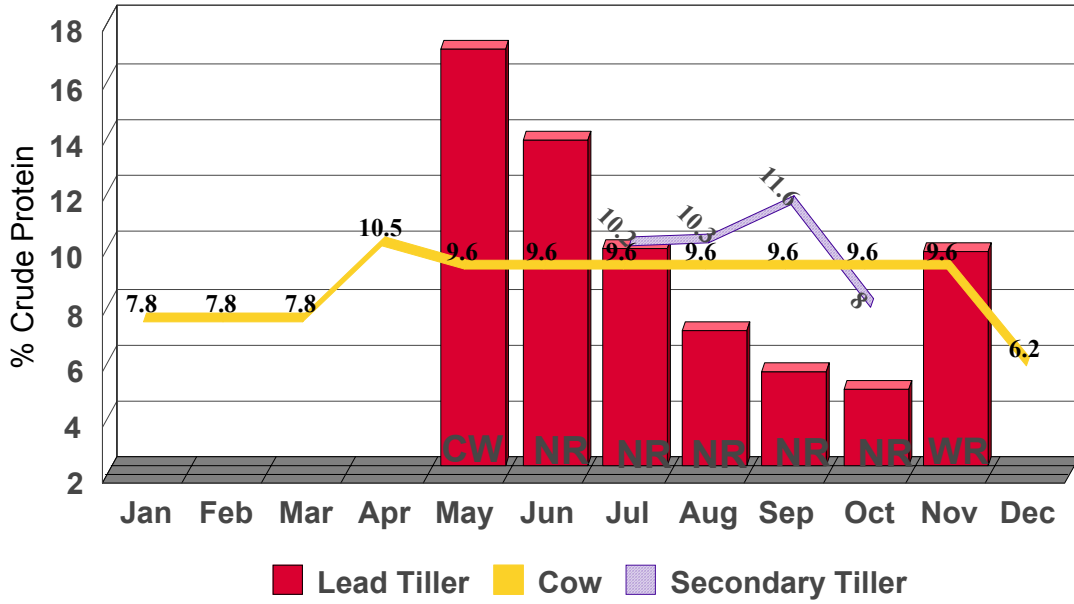


Fig. 3. Cow nutritional requirements for calf birth in March and pasture nutritional quality.

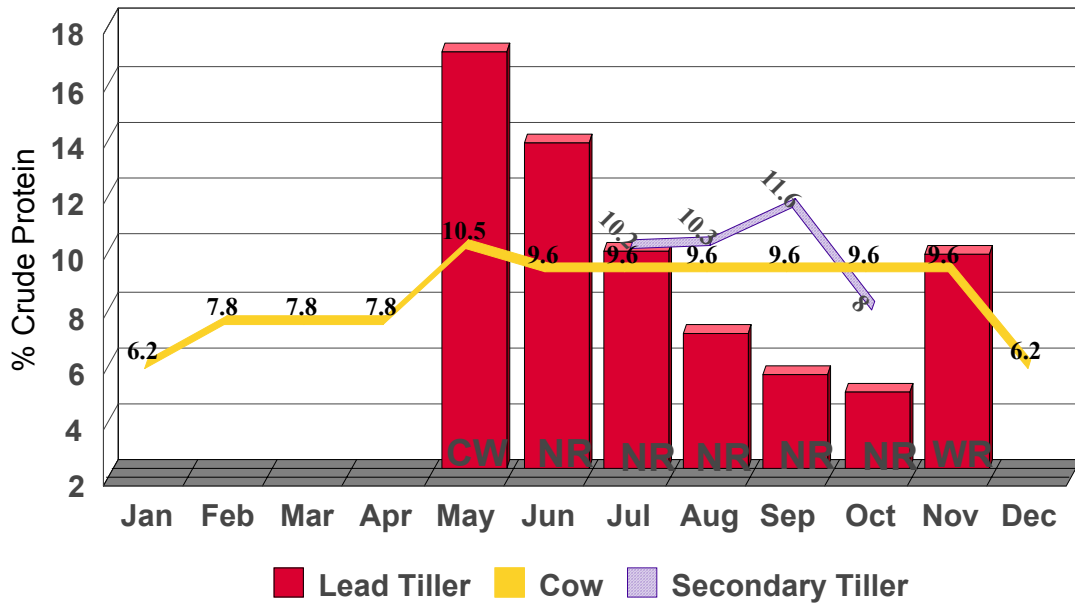


Fig. 4. Cow nutritional requirements for calf birth in April and pasture nutritional quality.

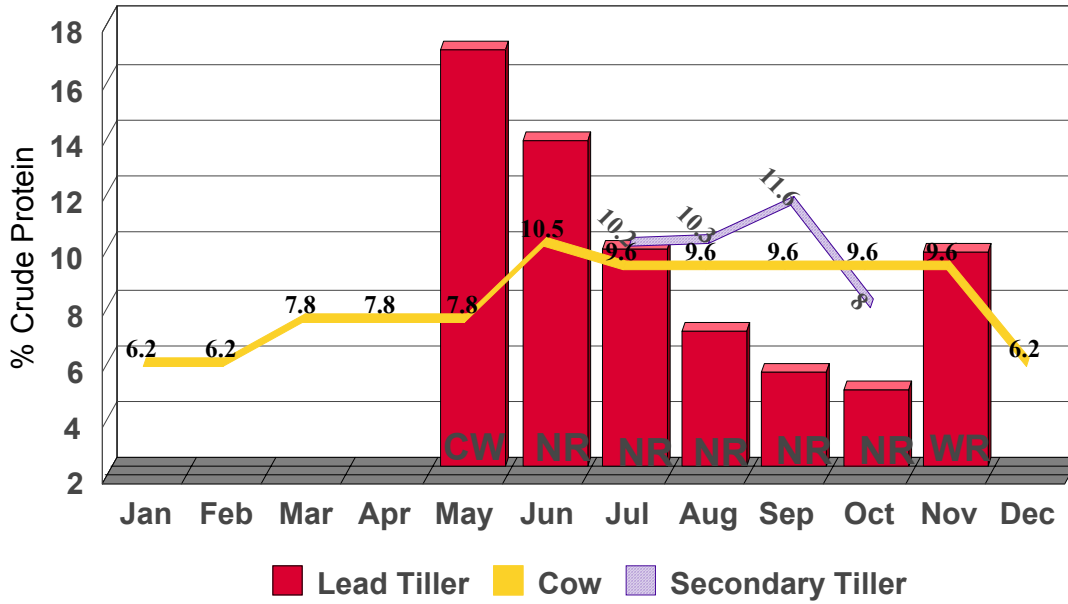


Fig. 5. Cow nutritional requirements for calf birth in May and pasture nutritional quality.

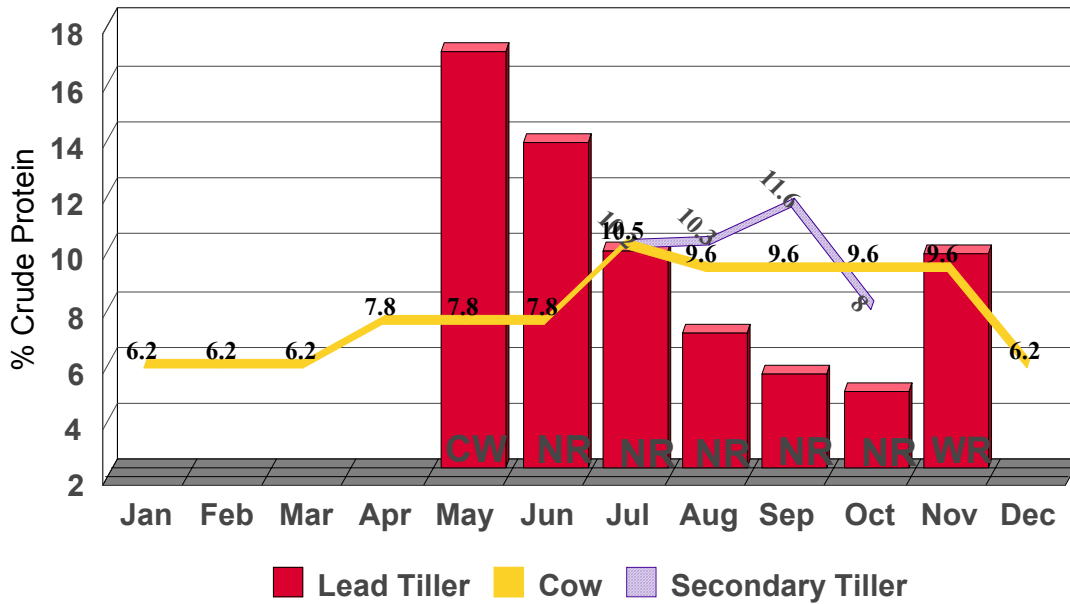


Fig. 6. Cow nutritional requirements for calf birth in June and pasture nutritional quality.



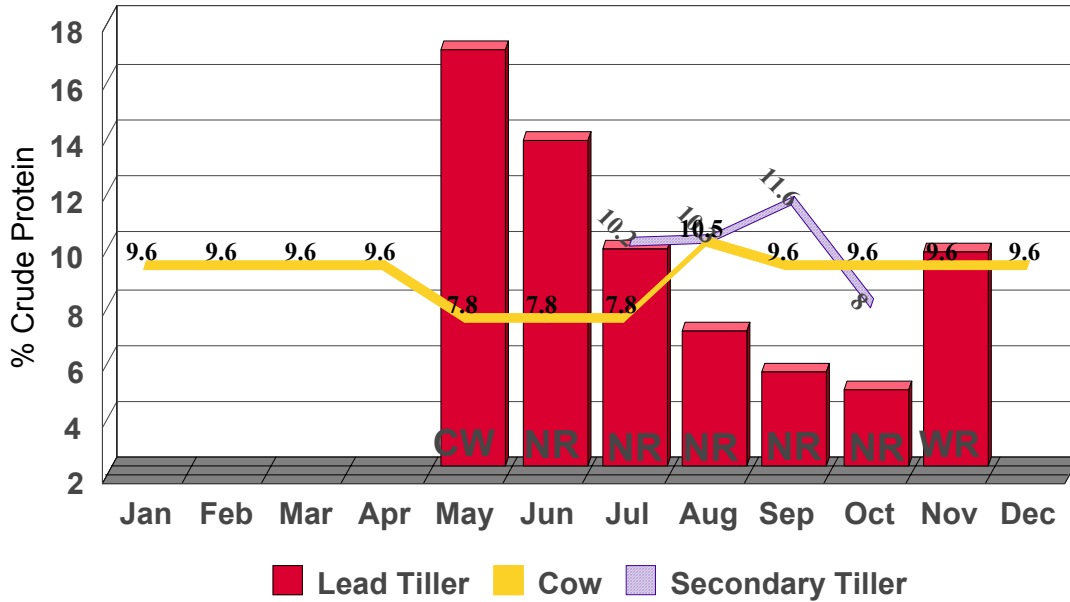


Fig. 7. Cow nutritional requirements for calf birth in July and pasture nutritional quality.

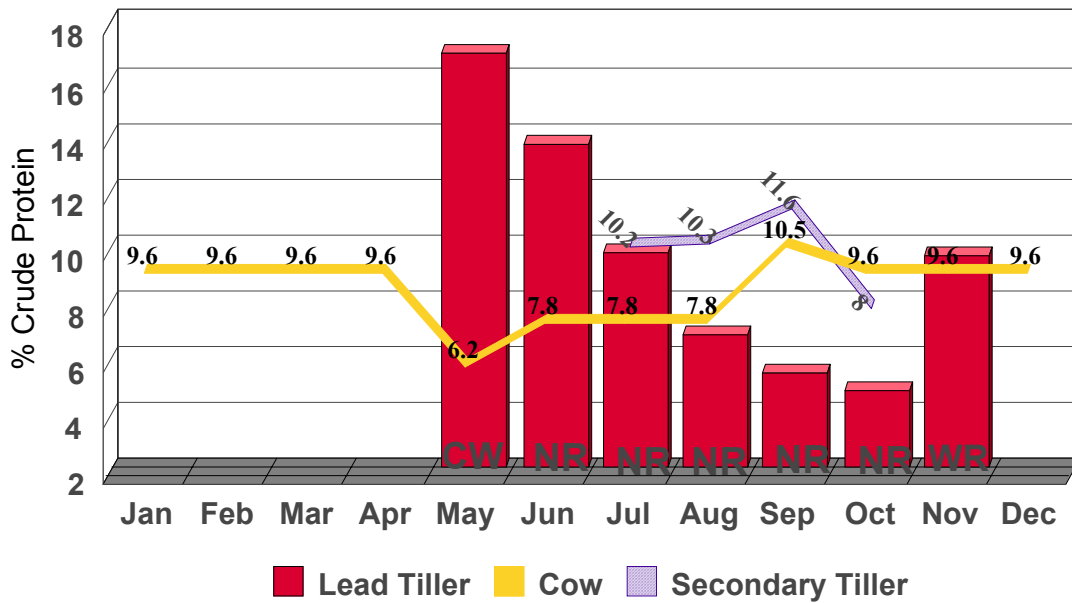


Fig. 8. Cow nutritional requirements for calf birth in August and pasture nutritional quality.

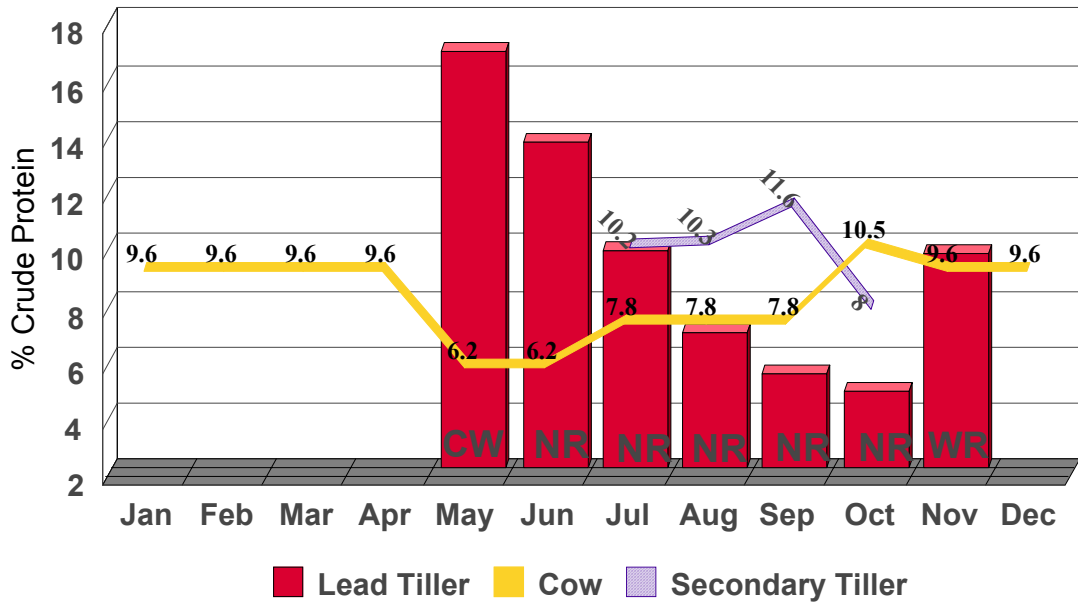


Fig. 9. Cow nutritional requirements for calf birth in September and pasture nutritional quality.

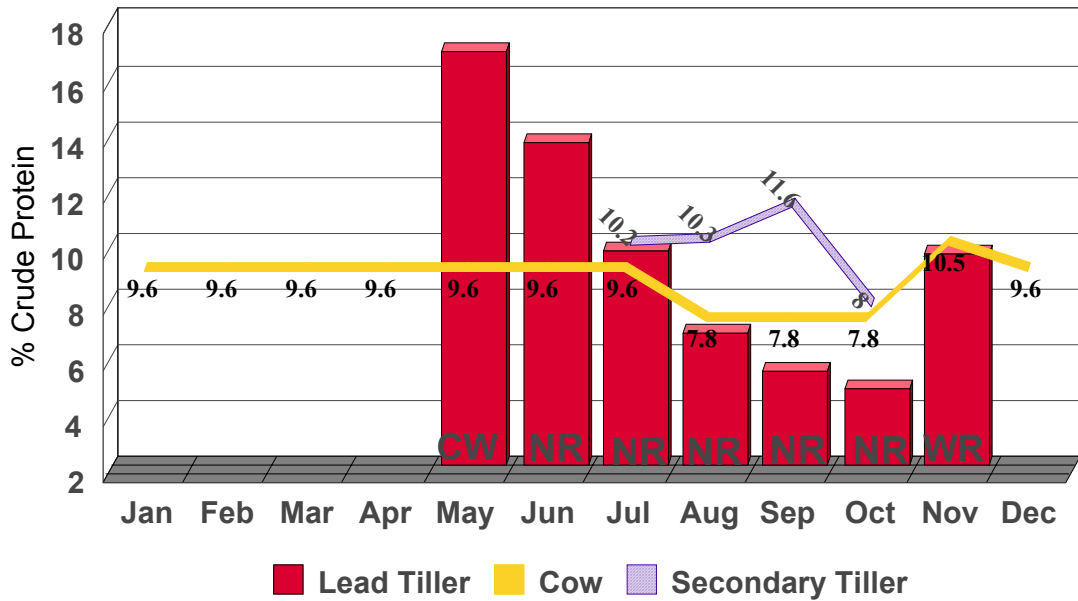


Fig. 10. Cow nutritional requirements for calf birth in October and pasture nutritional quality.

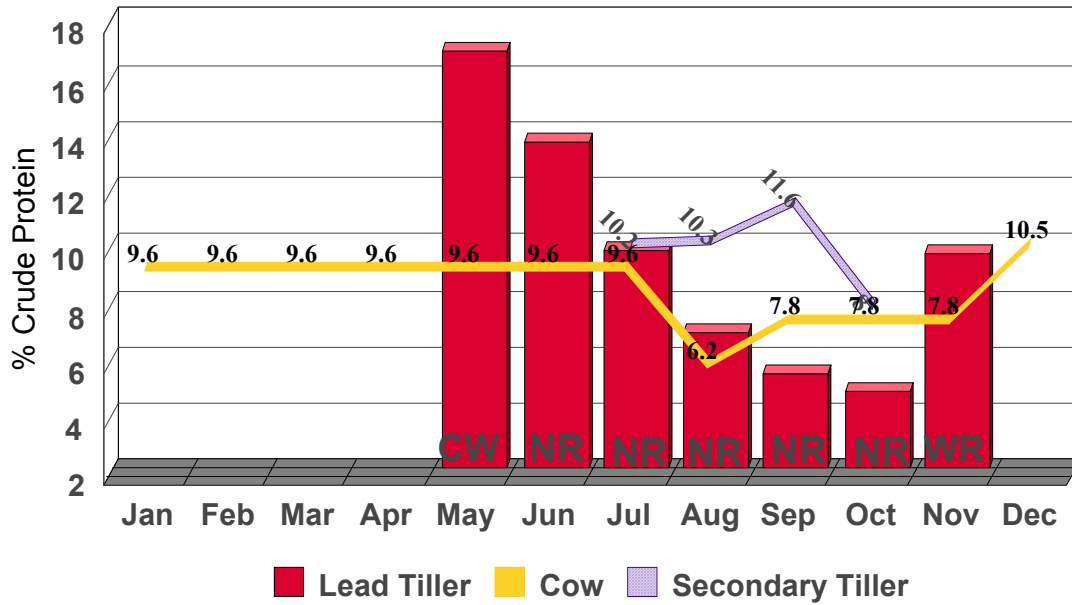


Fig. 11. Cow nutritional requirements for calf birth in November and pasture nutritional quality.

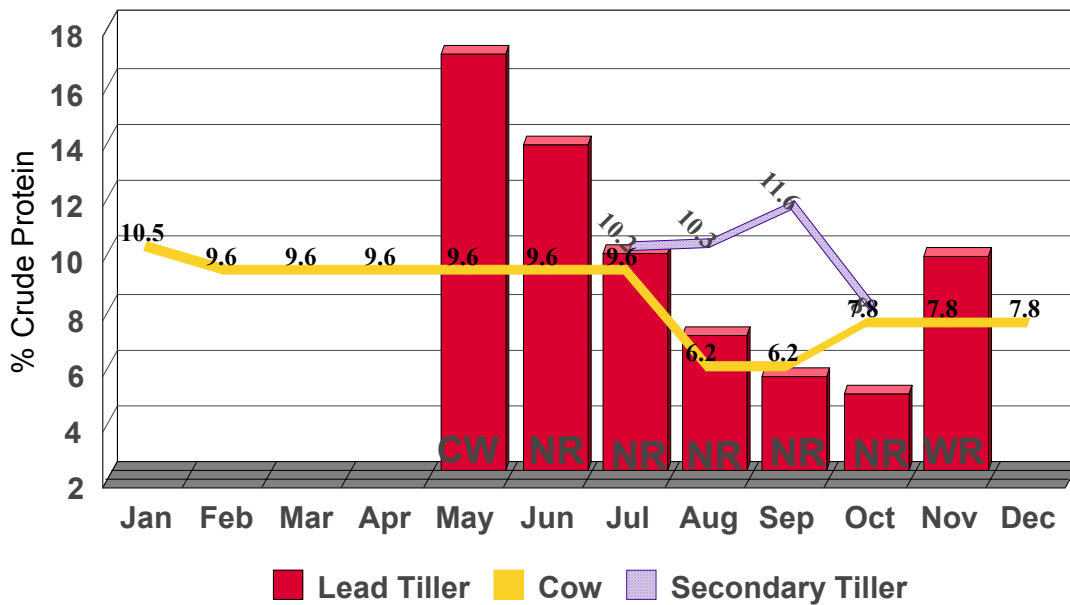


Fig. 12. Cow nutritional requirements for calf birth in December and pasture nutritional quality.

**Table 3.** Twelve-month nutrient requirements for 1000-pound range cows with calf birth dates in January.

	Dry Gestation		3 <sup>rd</sup> Trimester		Early Lactation		Lactation			
	Ration	Pasture	Ration	Pasture	Ration	Pasture	Ration	Spring Pasture	Summer Pasture	Fall Pasture
Days			90		32		75	31	137	
Daily Requirements in Pounds										
Dry Matter			21		24				24	
Energy (TDN)			10.98		14.30				13.73	
Crude Protein			1.64		2.52				2.30	
Calcium			0.05		0.07				0.06	
Phosphorus			0.03		0.05				0.04	
Production Period Requirements in Pounds										
Dry Matter			1890		768		1800	744	3288	
Energy (TDN)			988.20		457.60		1029.75	425.63	1881.01	
Crude Protein			147.60		80.64		172.50	71.30	315.10	
Calcium			4.50		2.24		4.50	1.86	8.22	
Phosphorus			2.70		1.60		3.00	1.24	5.48	
12-Month Requirements in Pounds										
			Totals for Rations		Totals for Pastures		Totals for 12 Months			
Dry Matter			4458		4032		8490			
Energy (TDN)			2475.55		2306.64		4782.19			
Crude Protein			400.74		386.40		787.14			
Calcium			11.24		10.08		21.32			
Phosphorus			7.30		6.72		14.02			

**Table 4.** Twelve-month nutrient requirements for 1200-pound range cows with calf birth dates in January.

	Dry Gestation		3 <sup>rd</sup> Trimester		Early Lactation		Lactation			
	Ration	Pasture	Ration	Pasture	Ration	Pasture	Ration	Spring Pasture	Summer Pasture	Fall Pasture
Days			90		32		75	31	137	
Daily Requirements in Pounds										
Dry Matter			24		27				27	
Energy (TDN)			12.62		15.85				15.23	
Crude Protein			1.87		2.73				2.51	
Calcium			0.06		0.08				0.07	
Phosphorus			0.04		0.05				0.05	
Production Period Requirements in Pounds										
Dry Matter			2160		864		2025	837	3699	
Energy (TDN)			1135.80		507.20		1142.25	472.13	2086.51	
Crude Protein			168.30		87.36		188.25	77.81	343.87	
Calcium			5.40		2.56		5.25	2.17	9.59	
Phosphorus			3.60		1.60		3.75	1.55	6.85	
12-Month Requirements in Pounds										
			Totals for Rations		Totals for Pastures		Totals for 12 Months			
Dry Matter			5049		4536		9585			
Energy (TDN)			2785.25		2558.64		5343.89			
Crude Protein			443.91		421.68		865.59			
Calcium			13.21		11.76		24.97			
Phosphorus			8.95		8.40		17.35			

**Table 5.** Twelve-month nutrient requirements for 1400-pound range cows with calf birth dates in January.

	Dry Gestation		3 <sup>rd</sup> Trimester		Early Lactation		Lactation			
	Ration	Pasture	Ration	Pasture	Ration	Pasture	Ration	Spring Pasture	Summer Pasture	Fall Pasture
Days			90		32		75	31	137	
Daily Requirements in Pounds										
Dry Matter			27		30				30	
Energy (TDN)			14.28		17.40				16.71	
Crude Protein			2.13		2.94				2.70	
Calcium			0.07		0.08				0.08	
Phosphorus			0.05		0.06				0.05	
Production Period Requirements in Pounds										
Dry Matter			2430		960		2250	930	4110	
Energy (TDN)			1285.20		556.80		1253.25	518.01	2289.27	
Crude Protein			191.70		94.08		202.50	83.70	369.90	
Calcium			6.30		2.56		6.00	2.48	10.96	
Phosphorus			4.50		1.92		3.75	1.55	6.85	
12-Month Requirements in Pounds										
			Totals for Rations		Totals for Pastures		Totals for 12 Months			
Dry Matter			5640		5040		10680			
Energy (TDN)			3095.25		2807.28		5902.53			
Crude Protein			488.28		453.60		941.88			
Calcium			14.86		13.44		28.30			
Phosphorus			10.17		8.40		18.57			

**Table 6.** Twelve-month nutrient requirements for 1000-pound range cows with calf birth dates in February.

	Dry Gestation		3 <sup>rd</sup> Trimester		Early Lactation		Lactation			
	Ration	Pasture	Ration	Pasture	Ration	Pasture	Ration	Spring Pasture	Summer Pasture	Fall Pasture
Days			90		32		45	31	137	30
Daily Requirements in Pounds										
Dry Matter			21		24				24	
Energy (TDN)			10.98		14.30				13.73	
Crude Protein			1.64		2.52				2.30	
Calcium			0.05		0.07				0.06	
Phosphorus			0.03		0.05				0.04	
Production Period Requirements in Pounds										
Dry Matter			1890		768		1080	744	3288	720
Energy (TDN)			988.20		457.60		617.85	425.63	1881.01	411.90
Crude Protein			147.60		80.64		103.50	71.30	315.10	69.00
Calcium			4.50		2.24		2.70	1.86	8.22	1.80
Phosphorus			2.70		1.60		1.80	1.24	5.48	1.20
12-Month Requirements in Pounds										
			Totals for Rations		Totals for Pastures		Totals for 12 Months			
Dry Matter			3738		4752		8490			
Energy (TDN)			2063.65		2718.54		4782.19			
Crude Protein			331.74		455.40		787.14			
Calcium			9.44		11.88		21.32			
Phosphorus			6.10		7.92		14.02			

**Table 7.** Twelve-month nutrient requirements for 1200-pound range cows with calf birth dates in February.

	Dry Gestation		3 <sup>rd</sup> Trimester		Early Lactation		Lactation			
	Ration	Pasture	Ration	Pasture	Ration	Pasture	Ration	Spring Pasture	Summer Pasture	Fall Pasture
Days			90		32		45	31	137	30
Daily Requirements in Pounds										
Dry Matter			24		27				27	
Energy (TDN)			12.62		15.85				15.23	
Crude Protein			1.87		2.73				2.51	
Calcium			0.06		0.08				0.07	
Phosphorus			0.04		0.05				0.05	
Production Period Requirements in Pounds										
Dry Matter			2160		864		1215	837	3699	810
Energy (TDN)			1135.80		507.20		685.35	472.13	2086.51	456.90
Crude Protein			168.30		87.36		112.95	77.81	343.87	75.30
Calcium			5.40		2.56		3.15	2.17	9.59	2.10
Phosphorus			3.60		1.60		2.25	1.55	6.85	1.50
12-Month Requirements in Pounds										
			Totals for Rations		Totals for Pastures		Totals for 12 Months			
Dry Matter			4239		5346		9585			
Energy (TDN)			2328.35		3015.54		5343.89			
Crude Protein			368.61		496.98		865.59			
Calcium			11.11		13.86		24.97			
Phosphorus			7.45		9.90		17.35			



**Table 8.** Twelve-month nutrient requirements for 1400-pound range cows with calf birth dates in February.

	Dry Gestation		3 <sup>rd</sup> Trimester		Early Lactation		Lactation			
	Ration	Pasture	Ration	Pasture	Ration	Pasture	Ration	Spring Pasture	Summer Pasture	Fall Pasture
Days			90		32		45	31	137	30
Daily Requirements in Pounds										
Dry Matter			27		30				30	
Energy (TDN)			14.28		17.40				16.71	
Crude Protein			2.13		2.94				2.70	
Calcium			0.07		0.08				0.08	
Phosphorus			0.05		0.06				0.05	
Production Period Requirements in Pounds										
Dry Matter			2430		960		1350	930	4110	900
Energy (TDN)			1285.20		556.80		751.95	518.01	2289.27	501.30
Crude Protein			191.70		94.08		121.50	83.70	369.90	81.00
Calcium			6.30		2.56		3.60	2.48	10.96	2.40
Phosphorus			4.50		1.92		2.25	1.55	6.85	1.50
12-Month Requirements in Pounds										
			Totals for Rations		Totals for Pastures		Totals for 12 Months			
Dry Matter			4740		5940		10680			
Energy (TDN)			2593.95		3308.58		5902.53			
Crude Protein			407.28		534.60		941.88			
Calcium			12.46		15.84		28.30			
Phosphorus			8.67		9.90		18.57			

**Table 9.** Twelve-month nutrient requirements for 1000-pound range cows with calf birth dates in March.

	Dry Gestation		3 <sup>rd</sup> Trimester		Early Lactation		Lactation			
	Ration	Pasture	Ration	Pasture	Ration	Pasture	Ration	Spring Pasture	Summer Pasture	Fall Pasture
Days		32	90		45			31	137	30
Daily Requirements in Pounds										
Dry Matter		21	21		24				24	
Energy (TDN)		9.64	10.98		14.30				13.73	
Crude Protein		1.30	1.64		2.52				2.30	
Calcium		0.03	0.05		0.07				0.06	
Phosphorus		0.02	0.03		0.05				0.04	
Production Period Requirements in Pounds										
Dry Matter		672	1890		1080			744	3288	720
Energy (TDN)		308.48	988.20		643.50			425.63	1881.01	411.90
Crude Protein		41.60	147.60		113.40			71.30	315.10	69.00
Calcium		0.96	4.50		3.15			1.86	8.22	1.80
Phosphorus		0.64	2.70		2.25			1.24	5.48	1.20
12-Month Requirements in Pounds										
			Totals for Rations		Totals for Pastures			Totals for 12 Months		
Dry Matter			2970		5424			8394		
Energy (TDN)			1631.70		3027.02			4658.72		
Crude Protein			261.00		497.00			758.00		
Calcium			7.65		12.84			20.49		
Phosphorus			4.95		8.56			13.51		

**Table 10.** Twelve-month nutrient requirements for 1200-pound range cows with calf birth dates in March.

	Dry Gestation		3 <sup>rd</sup> Trimester		Early Lactation		Lactation			
	Ration	Pasture	Ration	Pasture	Ration	Pasture	Ration	Spring Pasture	Summer Pasture	Fall Pasture
Days		32	90		45			31	137	30
Daily Requirements in Pounds										
Dry Matter		24	24		27				27	
Energy (TDN)		11.02	12.62		15.85				15.23	
Crude Protein		1.49	1.87		2.73				2.51	
Calcium		0.04	0.06		0.08				0.07	
Phosphorus		0.03	0.04		0.05				0.05	
Production Period Requirements in Pounds										
Dry Matter		768	2160		1215			837	3699	810
Energy (TDN)		352.64	1135.80		713.25			472.13	2086.51	456.90
Crude Protein		47.68	168.30		122.85			77.81	343.87	75.30
Calcium		1.28	5.40		3.60			2.17	9.59	2.10
Phosphorus		0.96	3.60		2.25			1.55	6.85	1.50
12-Month Requirements in Pounds										
			Totals for Rations		Totals for Pastures			Totals for 12 Months		
Dry Matter			3375		6114			9489		
Energy (TDN)			1849.05		3368.18			5217.23		
Crude Protein			291.15		544.66			835.80		
Calcium			9.00		15.14			24.14		
Phosphorus			5.85		10.86			16.71		

**Table 11.** Twelve-month nutrient requirements for 1400-pound range cows with calf birth dates in March.

	Dry Gestation		3 <sup>rd</sup> Trimester		Early Lactation		Lactation			
	Ration	Pasture	Ration	Pasture	Ration	Pasture	Ration	Spring Pasture	Summer Pasture	Fall Pasture
Days		32	90		45			31	137	30
Daily Requirements in Pounds										
Dry Matter		27	27		30				30	
Energy (TDN)		12.42	14.28		17.40				16.71	
Crude Protein		1.67	2.13		2.94				2.70	
Calcium		0.04	0.07		0.08				0.08	
Phosphorus		0.03	0.05		0.06				0.05	
Production Period Requirements in Pounds										
Dry Matter		864	2430		1350			930	4110	900
Energy (TDN)		397.44	1285.20		783.00			518.01	2289.27	501.30
Crude Protein		53.44	191.70		132.30			83.70	369.90	81.00
Calcium		1.28	6.30		3.60			2.48	10.96	2.40
Phosphorus		0.96	4.50		2.70			1.55	6.85	1.50
12-Month Requirements in Pounds										
			Totals for Rations		Totals for Pastures			Totals for 12 Months		
Dry Matter			3780		6804			10584		
Energy (TDN)			2068.20		3706.02			5774.22		
Crude Protein			324.00		588.04			912.04		
Calcium			9.90		17.12			27.02		
Phosphorus			7.20		10.86			18.06		

**Table 12.** Twelve-month nutrient requirements for 1000-pound range cows with calf birth dates in April.

	Dry Gestation		3 <sup>rd</sup> Trimester		Early Lactation		Lactation			
	Ration	Pasture	Ration	Pasture	Ration	Pasture	Ration	Spring Pasture	Summer Pasture	Fall Pasture
Days	62		90		15	15		16	137	30
Daily Requirements in Pounds										
Dry Matter	21		21		24				24	
Energy (TDN)	9.64		10.98		14.30				13.73	
Crude Protein	1.30		1.64		2.52				2.30	
Calcium	0.03		0.05		0.07				0.06	
Phosphorus	0.02		0.03		0.05				0.04	
Production Period Requirements in Pounds										
Dry Matter	1302		1890		360	360		384	3288	720
Energy (TDN)	597.68		988.20		214.50	214.50		219.68	1881.01	411.90
Crude Protein	80.60		147.60		37.50	37.50		36.80	315.10	69.00
Calcium	1.86		4.50		1.05	1.05		0.96	8.22	1.80
Phosphorus	1.24		2.70		0.75	0.75		0.64	5.48	1.20
12-Month Requirements in Pounds										
			Totals for Rations		Totals for Pastures		Totals for 12 Months			
Dry Matter			3552		4752		8304			
Energy (TDN)			1800.38		2727.09		4527.47			
Crude Protein			265.70		458.40		724.10			
Calcium			7.41		12.03		19.44			
Phosphorus			4.69		8.07		12.76			

**Table 13.** Twelve-month nutrient requirements for 1200-pound range cows with calf birth dates in April.

	Dry Gestation		3 <sup>rd</sup> Trimester		Early Lactation		Lactation			
	Ration	Pasture	Ration	Pasture	Ration	Pasture	Ration	Spring Pasture	Summer Pasture	Fall Pasture
Days	62		90		15	15		16	137	30
Daily Requirements in Pounds										
Dry Matter	24		24		27				27	
Energy (TDN)	11.02		12.62		15.85				15.23	
Crude Protein	1.49		1.87		2.73				2.51	
Calcium	0.04		0.06		0.08				0.07	
Phosphorus	0.03		0.04		0.05				0.05	
Production Period Requirements in Pounds										
Dry Matter	1488		2160		405	405		432	3699	810
Energy (TDN)	683.24		1135.80		237.75	237.75		243.68	2086.51	456.90
Crude Protein	92.38		168.30		40.95	40.95		40.16	343.87	75.30
Calcium	2.48		5.40		1.20	1.20		1.12	9.59	2.10
Phosphorus	1.86		3.60		0.75	0.75		0.80	6.85	1.50
12-Month Requirements in Pounds										
			Totals for Rations		Totals for Pastures		Totals for 12 Months			
Dry Matter			4053		5346		9399			
Energy (TDN)			2056.79		3024.84		5081.63			
Crude Protein			301.63		500.28		801.91			
Calcium			9.08		14.01		23.09			
Phosphorus			6.21		9.90		16.11			

**Table 14.** Twelve-month nutrient requirements for 1400-pound range cows with calf birth dates in April.

	Dry Gestation		3 <sup>rd</sup> Trimester		Early Lactation		Lactation			
	Ration	Pasture	Ration	Pasture	Ration	Pasture	Ration	Spring Pasture	Summer Pasture	Fall Pasture
Days	62		90		15	15		16	137	30
Daily Requirements in Pounds										
Dry Matter	27		27		30				30	
Energy (TDN)	12.42		14.28		17.40				16.71	
Crude Protein	1.67		2.13		2.94				2.70	
Calcium	0.04		0.07		0.08				0.08	
Phosphorus	0.03		0.05		0.06				0.05	
Production Period Requirements in Pounds										
Dry Matter	1674		2430		450	450		480	4110	900
Energy (TDN)	770.04		1285.20		261.00	261.00		267.36	2289.27	501.30
Crude Protein	103.54		191.70		44.10	44.10		43.20	369.90	81.00
Calcium	2.48		6.30		1.20	1.20		1.28	10.96	2.40
Phosphorus	1.86		4.50		0.90	0.90		0.80	6.85	1.50
12-Month Requirements in Pounds										
			Totals for Rations		Totals for Pastures		Totals for 12 Months			
Dry Matter			4554		5940		10494			
Energy (TDN)			2316.24		3318.93		5635.17			
Crude Protein			339.34		538.20		877.54			
Calcium			9.98		15.84		25.84			
Phosphorus			7.26		10.05		17.31			

**Table 15.** Dry weight of forage and as fed weight of forage in pounds at various percent water content levels.

% water	dry weight	dry weight	dry weight	dry weight	dry weight	dry weight
0	21	24	26	27	30	33
	wet weight	wet weight	wet weight	wet weight	wet weight	wet weight
5	22.1	25.3	27.4	28.4	31.6	34.7
10	23.3	26.7	28.9	30.0	33.3	36.7
15	24.7	28.2	30.6	31.8	35.3	38.8
20	26.3	30.0	32.5	33.8	37.5	41.3
25	28.0	32.0	34.7	36.0	40.0	44.0
30	30.0	34.3	37.1	38.6	42.9	47.1
35	32.3	36.9	40.0	41.5	46.2	50.8
40	35.0	40.0	43.3	45.0	50.0	55.0
45	38.2	43.6	47.3	49.1	54.5	60.0
50	42.0	48.0	52.0	54.0	60.0	66.0
55	46.7	53.3	57.8	60.0	66.7	73.3
60	52.5	60.0	65.0	67.5	75.0	82.5
65	60.0	68.6	74.3	77.1	85.7	94.3
70	70.0	80.0	86.7	90.0	100.0	110.0
75	84.0	96.0	104.0	108.0	120.0	132.0
80	105.0	120.0	130.0	135.0	150.0	165.0
85	140.0	160.0	173.3	180.0	200.0	220.0
90	210.0	240.0	260.0	270.0	300.0	330.0
95	420.0	480.0	520.0	540.0	600.0	660.0



## Literature Cited

- Bedell, T.E. Chair. 1998.** Glossary of terms used in range management. Society for Range Management, Denver, CO.
- Beef Cattle Resource Committee. 1999.** Beef Cattle Handbook. University of Wisconsin-Cooperative Extension Publishing Unit. Midwest Plan Service, Ames, IA.
- Holecheck, J.L., R.D. Pieper, and C.H. Herbel. 1995.** Range management principles and practices. Prentice Hall, NJ.
- Manske, L.L. 1998a.** Animal unit equivalent for beef cattle based on metabolic weight. NDSU Dickinson Research Extension Center. Range Management Report DREC 98-1020. Dickinson, ND. 3p.
- Manske, L.L. 1998b.** How long is the average grazing season month? NDSU Dickinson Research Extension Center. Range Management Report DREC 98-1021. Dickinson, ND. 2p.
- Manske, L.L. 1999a.** Annual nutritional quality curves for native range cool season grasses. NDSU Dickinson Research Extension Center. Range Management Report DREC 99-1026. Dickinson, ND. 16p.
- Manske, L.L. 1999b.** Annual nutritional quality curves for native range warm season grasses. NDSU Dickinson Research Extension Center. Range Management Report DREC 99-1027. Dickinson, ND. 13p.
- National Research Council. 1996.** Nutrient requirements of beef cattle. 7th rev.ed. National Academy Press, Washington, DC.
- Whitman, W.C., D.W. Bolin, E.W. Klosterman, H.J. Klostermann, K.D. Ford, L. Moomaw, D.G. Hoag, and M.L. Buchanan. 1951.** Carotene, protein, and phosphorus in range and tame grasses of western North Dakota. North Dakota Agricultural Experiment Station. Bulletin 370. Fargo, ND. 55p.