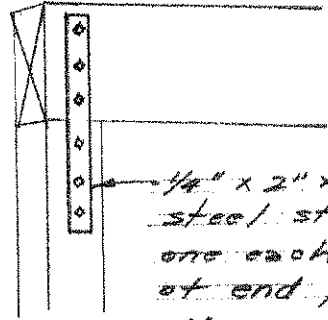
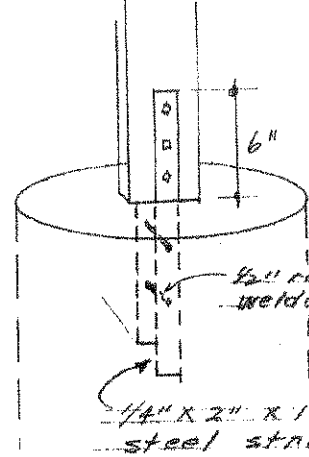


POST & BEAM ROOF SUPPORT SYSTEM

30' x 80'

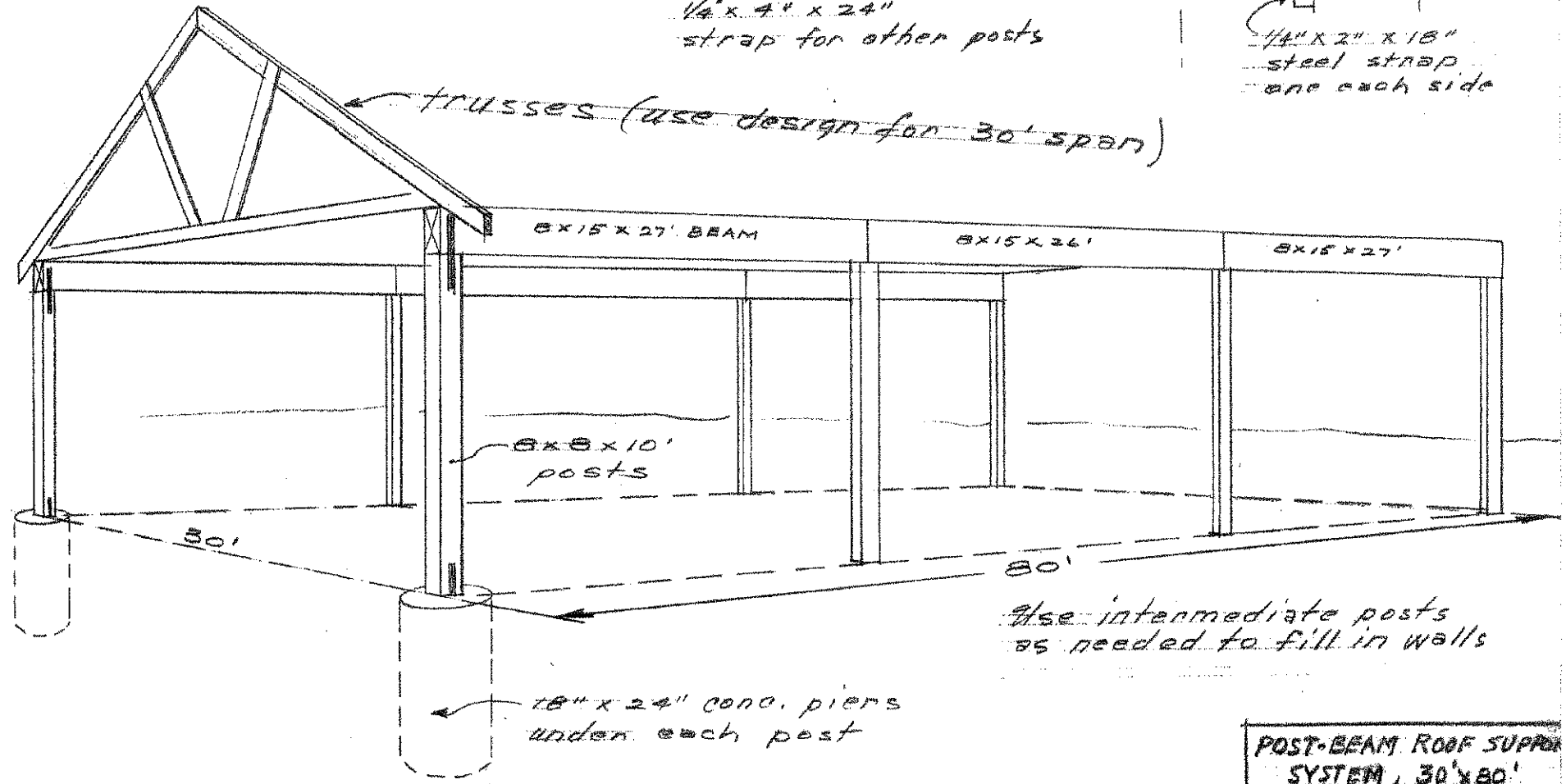


1/4" x 2" x 24"
steel strap
one each side
of end posts
1/4" x 4" x 24"
strap for other posts



1/2" reinf. rods
welded to strap
1/4" x 2" x 18"
steel strap
one each side

trusses (use design for 30' span)



6x15x27' BEAM

6x15x26'

6x15x27'

8x8x10'
posts

30'

80'

18" x 24" conc. piers
under each post

Use intermediate posts
as needed to fill in walls

POST-BEAM ROOF SUPPORT
SYSTEM, 30' x 80'
NDSU EXT. AGRIC. ENG'NG
1970 RC
N.D. 708-3-1

2001