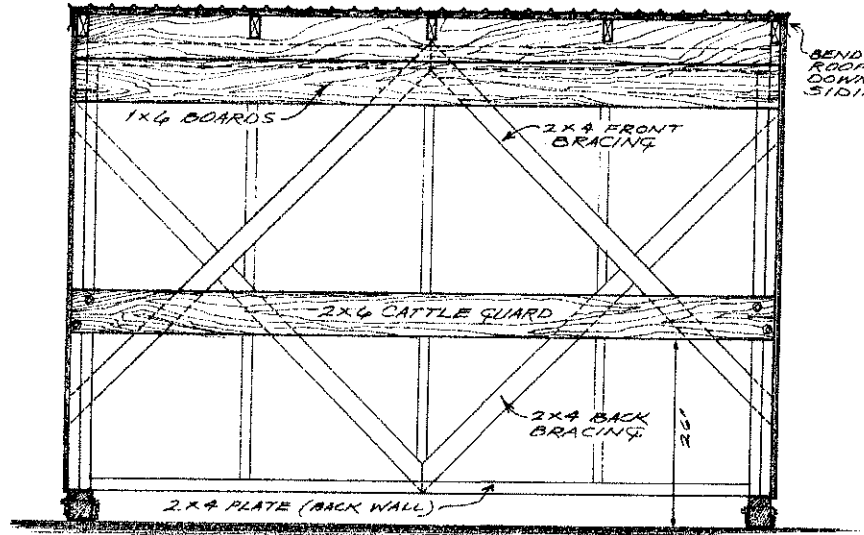
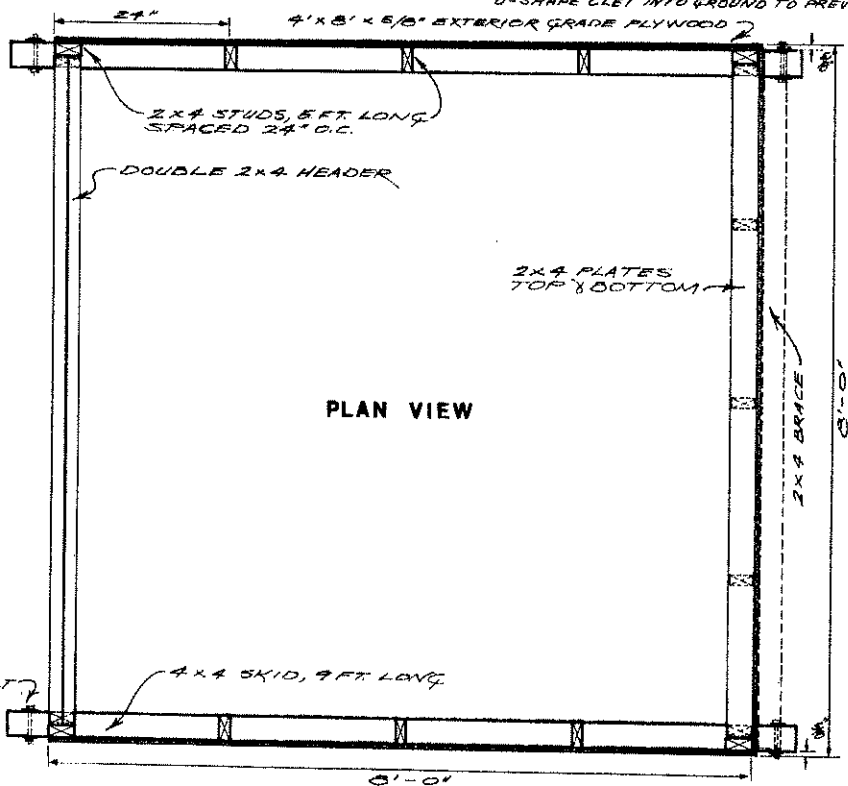


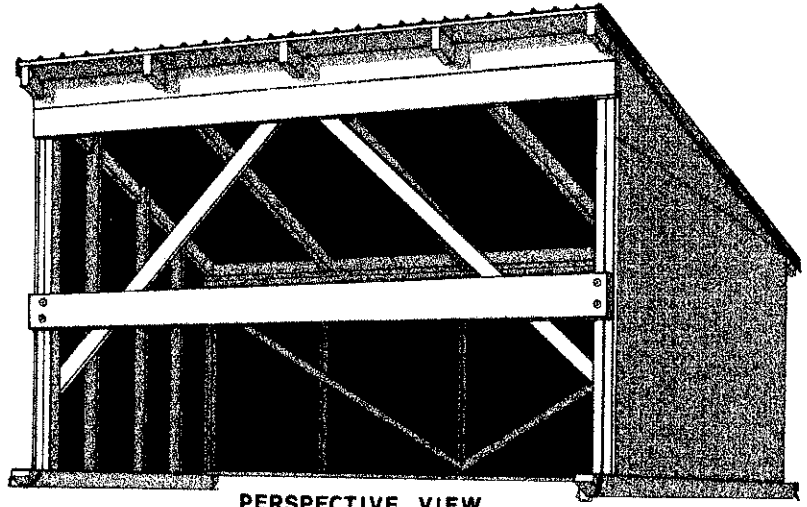
SIDE VIEW



FRONT VIEW



PLAN VIEW



Materials List

- 2... 4" x 4" x 9" SKIDS
- 17... 2" x 4" x 6" STUDS
- 5... 2" x 4" x 9" RAFTERS
- 5... 2" x 4" x 8" PLATES
- 4... 2" x 4" x 6" BRACES
- 5... 1" x 6" x 8" BOARDS
- 0... 1" x 2" x 10" FILLER BOARDS
- 1... 2" x 4" x 8" GUARD RAIL
- 4... 4" x 8" x 5/8" EXTERIOR PLYWOOD
- 4... 26" x 10" METAL ROOFING
- 0... 1/2" x 6" BOLTS
- 4... 1/2" PULL CHAINS
- NAILS...
- 16 lb. FRAMING NAILS (20d)
- 6 lb. GALV. NAILS (6d)
- 2 lb. GALV. ROOFING NAILS / LEAD WAGNER
- PAINT OR STAIN

PORTABLE CALF SHED		
DESIGNED BY DICKINSON BR. STATION	SCALE 1" = 1'	DRAWN BY R. COSETTE
PREPARED BY NDSU EXTENSION AGR. ENGR. DEPT	DATE JULY 76	APPROVED BY Tom Condon - Dept.
		DRAWING NUMBER SHT. 1 of 1