

ASSEMBLY DRAWING
 Wall Cabinet to be used over Wood Box (7036) or Serving Cabinet (7037). Omit shelf (10) when using Wall Cabinet with Wood Box.

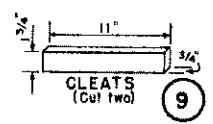
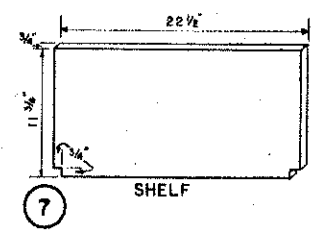
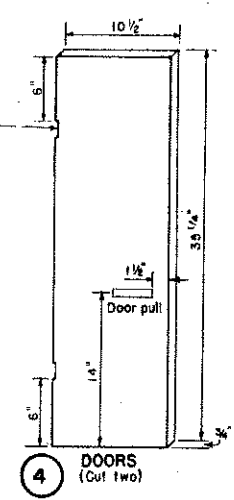
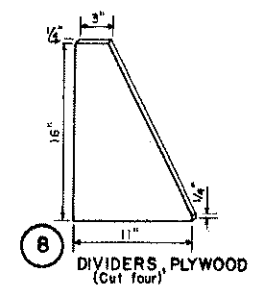
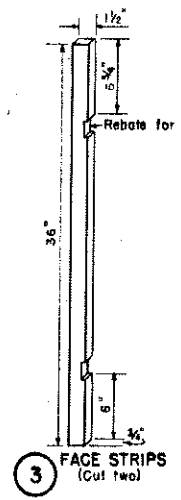
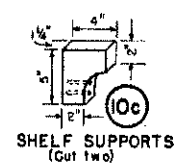
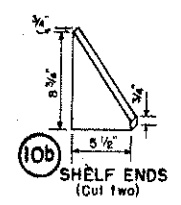
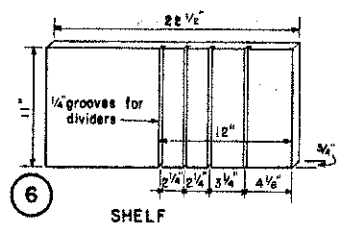
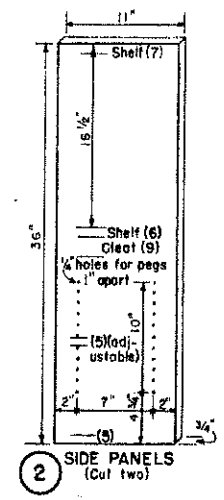
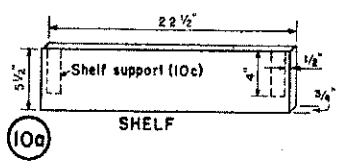
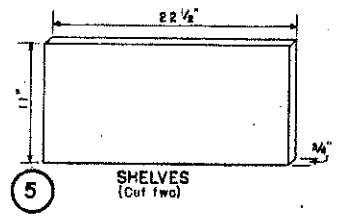
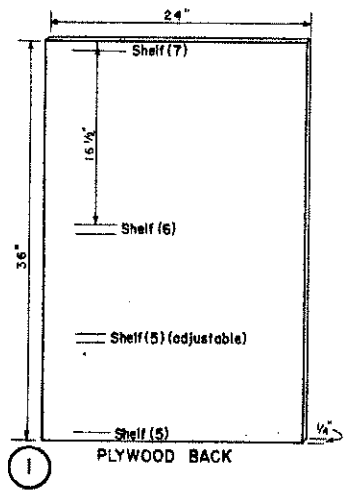
LUMBER

- No.1 Pine
- 1" x 12" x 12'-0" ----- 1 pc.
- 1" x 12" x 8'-0" ----- 1 "
- 1" x 6" x 3'-0" ----- 1 "
- 1" x 2" x 8'-0" ----- 1 "
- 2" x 6" x 1'-0" ----- 1 "
- 1/4" dowel 5" long ----- 1 "

- Plywood
- 1/4" x 3'-0" x 4'-0" ----- 1 pc.

HARDWARE

- Hinges 1 1/2" x 1 1/2" ----- 2 pr.
- Finishing Nails, 4d ----- 1/2 lb.
- Finishing Nails, 6d ----- 1/2 lb.
- Wood Screws, No. 8-1/4" ----- 2 doz.
- Toggle Bolts, 1/2" x 3" ----- 6
- Door Pulls ----- 2
- Friction Catches ----- 2



COOPERATIVE EXTENSION WORK IN
 AGRICULTURE AND HOME ECONOMICS
 STATE OF INDIANA
 PURDUE UNIVERSITY
 AND
 UNITED STATES DEPARTMENT OF AGRICULTURE, COOPERATING

WALL CABINET

USDA EX. 7038 SHEET 1 OF 1
 DESIGNED BY BUREAU OF HUMAN NUTRITION
 AND HOME ECONOMICS U.S.D.A.

7 1/2
 1 1/2