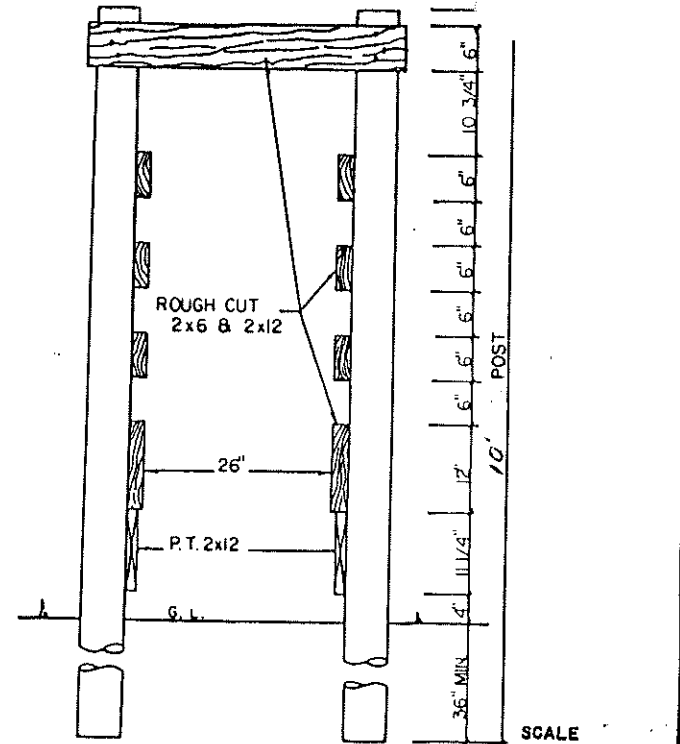


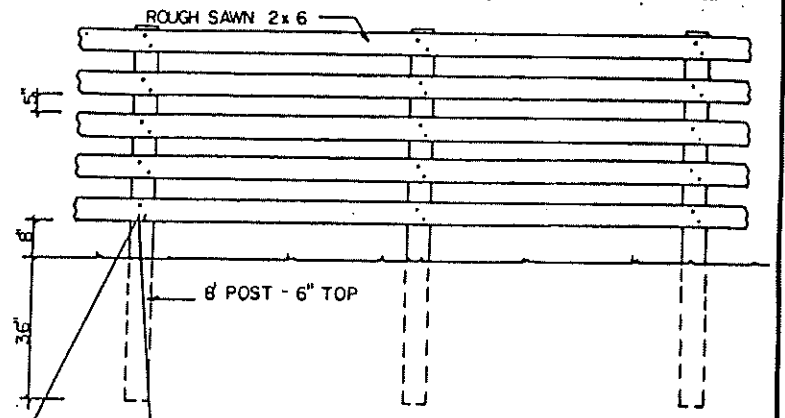
- NOTES:
1. ALL POSTS SHALL BE PRESSURE PRESERVATIVE TREATED.
 2. USE MANUFACTURED GATES OR REQUEST PLAN NOS:
EX 5961
EX 5505

SQUEEZE AND HEADGATE WITH END EXIT

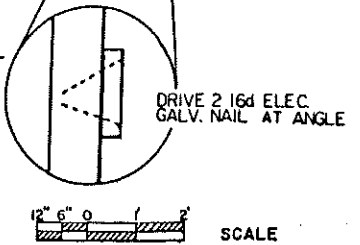
PLAN VIEW
12' 0" 1' 2' 4"
SCALE



CHUTE SECTION



TYPICAL FENCE



12' 6" 0" 1' 2"
SCALE

COOPERATIVE EXTENSION SERVICE AGRICULTURE AND HOME ECONOMICS		
AND UNITED STATES DEPARTMENT OF AGRICULTURE COOPERATING		
SMALL BEEF CATTLE CORRAL		
FL 88	6404	SHEET 1 OF 1