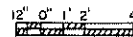


NOTES:

1. SECURE PROPER REGULATORY APPROVAL BEFORE STARTING CONSTRUCTION.
2. VERIFY EXACT PARLOR DIMENSIONS (COW PLATFORM WIDTH AND STALL LENGTH) WITH STALL AND/OR FEEDER MANUFACTURER BEFORE STARTING CONSTRUCTION.
3. FAN(S) & ARTIFICIAL LIGHT MUST BE INSTALLED IN MILKING AREA. (WINDOW AREA IS LESS THAN 15% OF FLOOR AREA.)
4. ALL SWINGING DOORS ARE 3' WIDE.

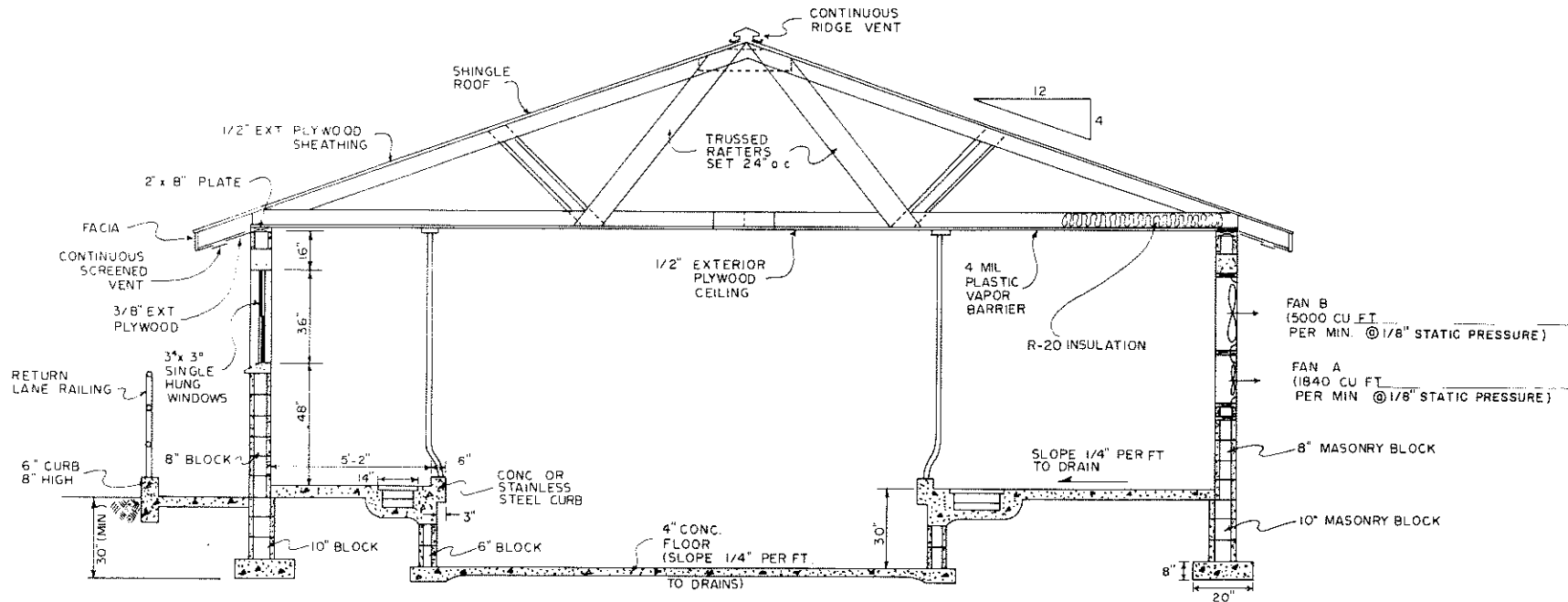
PLAN



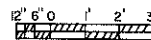
COOPERATIVE EXTENSION WORK IN AGRICULTURE AND HOME ECONOMICS		
AND UNITED STATES DEPARTMENT OF AGRICULTURE COOPERATING		
TWELVE STALL TRIGON MILK PARLOR		
TN '83	EX. 6348	SHEET 1 OF 2

NOTE

SELECT TRUSSES THAT WILL WITHSTAND LOCAL SNOW AND WIND LOADS AND SUPPORT A 5 lb/ft^2 CEILING LOAD ON LOWER CHORD



SECTION A - A



COOPERATIVE EXTENSION WORK IN AGRICULTURE AND HOME ECONOMICS		
AND UNITED STATES DEPARTMENT OF AGRICULTURE COOPERATING		
TWELVE STALL TRIGON MILK PARLOR		
TN '83	EX. 6348	SHEET 2 OF 2