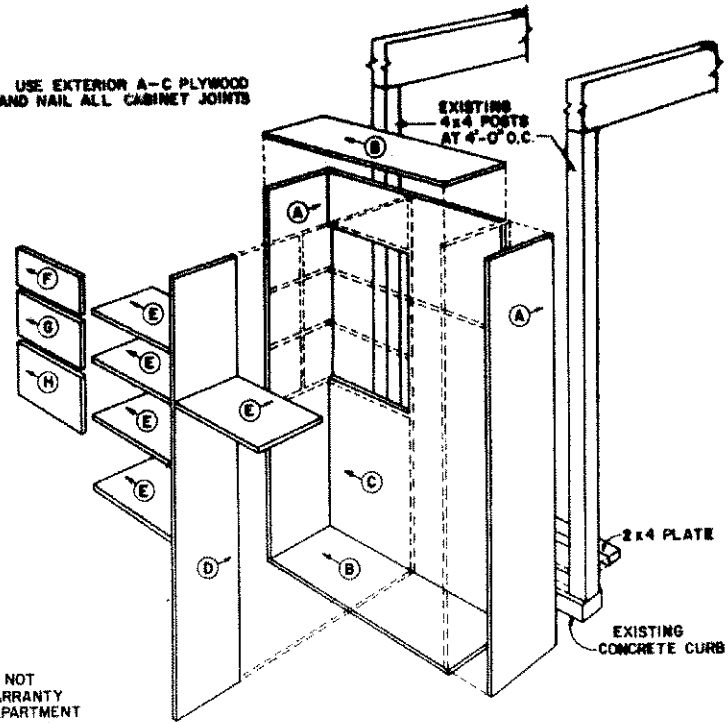
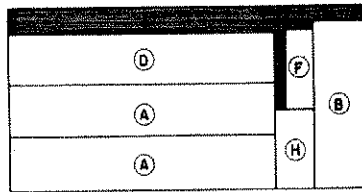


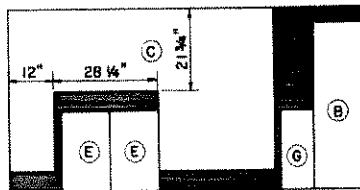
NOTE: USE EXTERIOR A-C PLYWOOD
GLUE AND NAIL ALL CABINET JOINTS



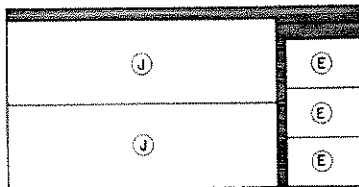
CUTTING DIAGRAMS



3/4" x 4'-0" x 8'-0" EXTERIOR A-C



3/4" x 4'-0" x 8'-0" EXTERIOR A-C



3/4" x 4'-0" x 8'-0" EXTERIOR A-C

NOTE: DOORS J SHOWN
IN ELEVATION

NOTE:
MENTION OF A TRADE NAME DOES NOT
CONSTITUTE A GUARANTEE OR WARRANTY
OF THE PRODUCT BY THE U.S. DEPARTMENT
OF AGRICULTURE OR AN ENDORSEMENT BY
THE DEPARTMENT OVER OTHER PRODUCTS
NOT MENTIONED.

PERSPECTIVE

PLYWOOD PARTS

CODE	NO. REQ'D.	SIZE	PART IDENTIFICATION
(A)	2	14" x 71 1/2"	SIDE
(B)	2	14" x 44 1/8"	TOP AND BOTTOM
(C)	1	42 3/4" x 71 1/2"	BACK
(D)	1	13 1/4" x 71 1/2"	DIVIDER
(E)	5	13 1/4" x 21"	SHELF
(F)	1	7 1/4" x 21"	SHELF DIVIDER
(G)	1	9 1/4" x 21"	SHELF DIVIDER
(H)	1	10 1/4" x 21"	SHELF DIVIDER
(J)	2	22 1/8" x 73"	DOOR



COOPERATIVE EXTENSION WORK IN
AGRICULTURE AND HOME ECONOMICS

AND
UNITED STATES DEPARTMENT OF AGRICULTURE COOPERATING

LAWN TOOL STORAGE

APA '77 6283 SHEET 1 OF 1