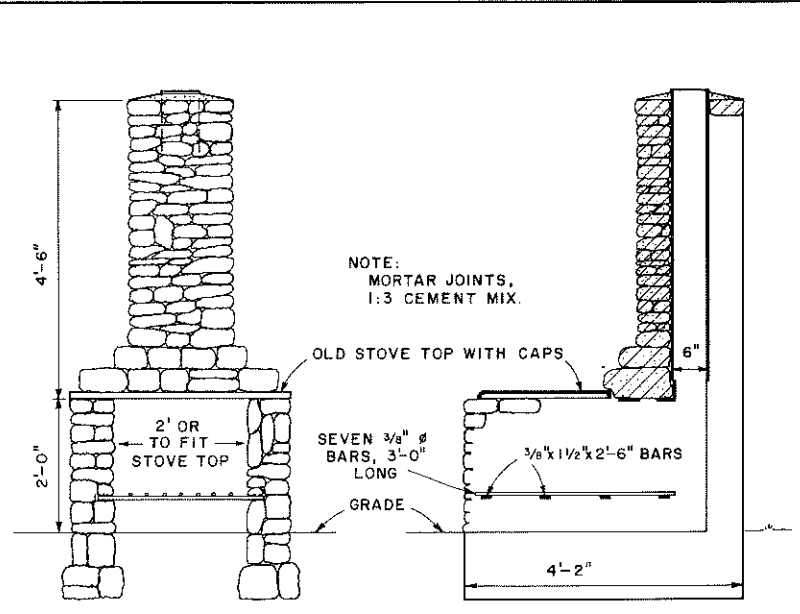


SECTION A-A

LONGITUDINAL SECTION

PLAN NO. 1 CONCRETE STOVE



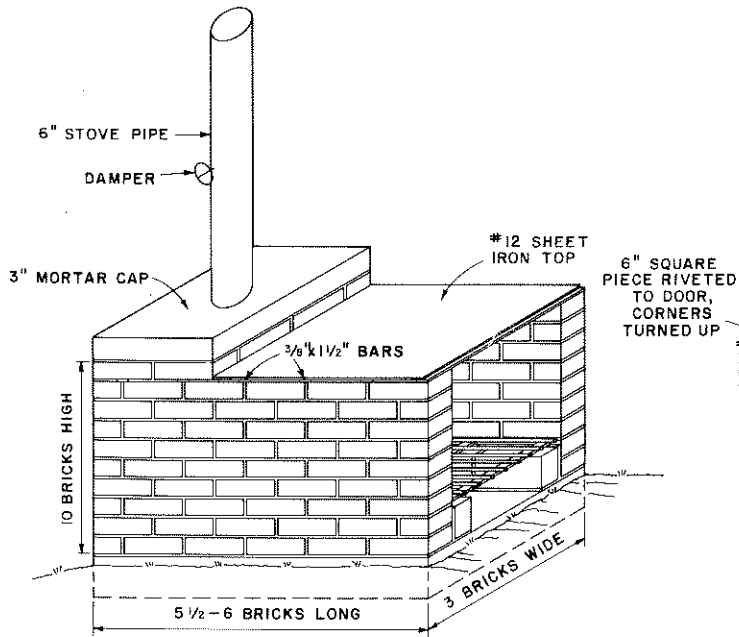
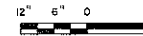
4'-6"
2'-0"

NOTE:
MORTAR JOINTS,
1:3 CEMENT MIX.

FRONT VIEW

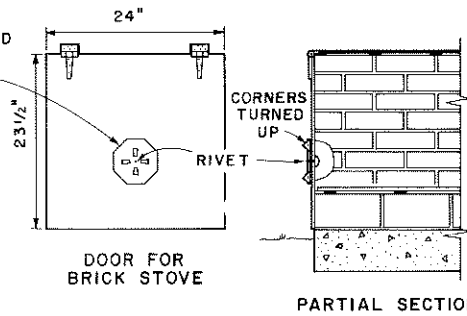
LONGITUDINAL SECTION

PLAN NO. 3 STONE STOVE



ISOMETRIC

PLAN NO. 2 BRICK STOVE



DOOR FOR
BRICK STOVE

PARTIAL SECTION

NOTE:
SHEET METAL DOOR WITH REVOLVING DAMPER
USE SAME SIZE AND SPACING OF OPENINGS
IN BOTH DAMPER AND DOOR.
3/8" MORTAR JOINTS.



COOPERATIVE EXTENSION WORK IN
AGRICULTURE AND HOME ECONOMICS

AND
UNITED STATES DEPARTMENT OF AGRICULTURE COOPERATING

CAMP STOVES

USDA '76 6259 SHEET 1 OF 1

BASED ON: UNIV. OF KY. PLAN NO. II.712-13