

SIDE VIEW
CUT AWAY

4 MIL CLEAR PLASTIC FILM

#8 GA. W.W. MESH

1" x 1" WIRE STOP

2" x 8" BASE FRAME

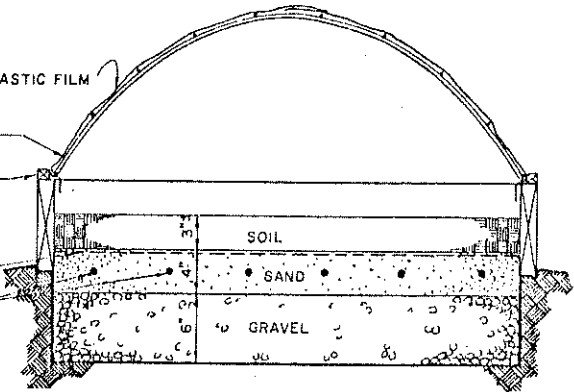
HARDWARE CLOTH

HEATING CABLES

SOIL

SAND

GRAVEL



END VIEW
SECTION

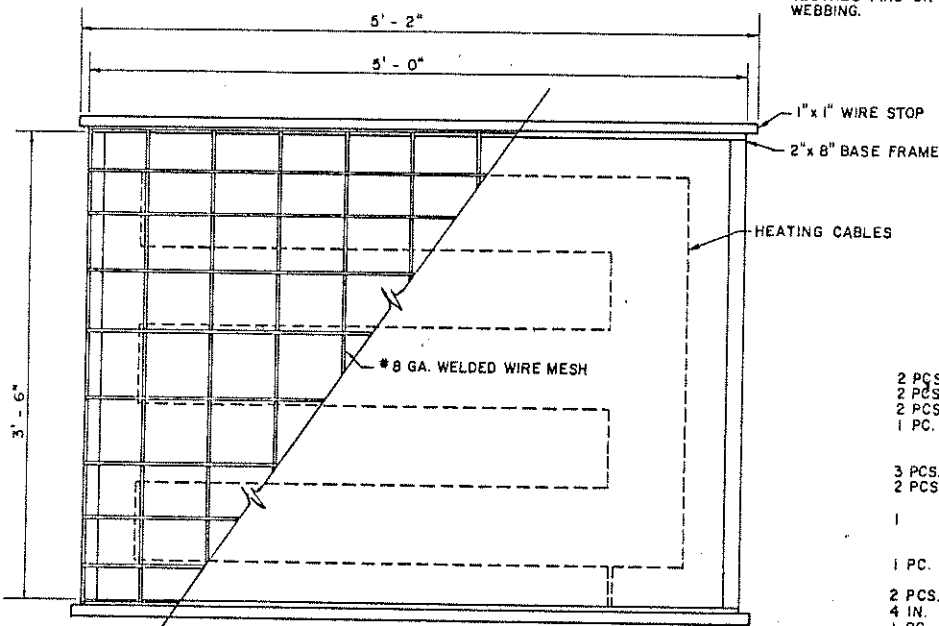
NOTE: SEPARATION OF HEATING CABLES IS VARIABLE TO AMOUNT OF HEAT NEEDED PER SQ. FT. ACCORDING TO GEOGRAPHIC LOCATION. REFER TO LEAFLET NO. 445 U.S.D.A.

ALL WOOD SHOULD BE TREATED WITH PRESERVATIVE AFTER CUTTING AND BEFORE ASSEMBLY.

METAL PARTS AND FASTENINGS TO BE GALVANIZED OR OTHERWISE RESISTANT TO CORROSION.

WOOD PARTS MAY BE FASTENED WITH SCREWS OR WITH NAILS.

PLASTIC MAY BE FASTENED BY CLOTHES PINS OR BY PLASTIC WEBBING.



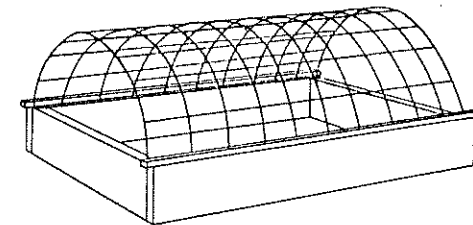
TOP VIEW
CUT AWAY

1" x 1" WIRE STOP

2" x 8" BASE FRAME

HEATING CABLES

#8 GA. WELDED WIRE MESH



PERSPECTIVE VIEW
NOT TO SCALE

MATERIAL LIST

- 2 PCS. 2" x 8" - 5' LONG FOR SIDES
- 2 PCS. 2" x 8" - 3' - 6" LONG FOR ENDS
- 2 PCS. 1" x 1" WIRE STOP - 5' - 2" LONG FOR SIDES
- 1 PC. NO. 8 GAUGE 6"x6" WELDED WIRE, 5' LONG
- 4" - 6" WIDE FOR TOP OF WOOD FRAME TO SUPPORT PLASTIC FILM.
- 3 PCS. PLASTIC WEBBING 2" WIDE - 5' LONG
- 2 PCS. PLASTIC FILM, 4 MIL, CLEAR 3' WIDE 7' LONG
- 1 360-WATT SOIL HEATING CABLE, THERMOSTATICALLY CONTROLLED TO SHUT OFF AT 70°F.
- 1 PC. WHITE PLASTIC FILM, 4 MIL, 5'x8' FOR COVERING FRAME DURING WINTER.
- 2 PCS. CHEESE CLOTH, 3'x7'
- 4 IN. SAND - 2" ABOVE, 2" BELOW HEATING CABLE
- 1 PC. 1/2" HARDWARE CLOTH, 5' x 3 1/2'

0 1 2 3 FT
SCALE: UNLESS OTHERWISE NOTED

COOPERATIVE EXTENSION WORK IN
AGRICULTURE AND HOME ECONOMICS
DEPARTMENT OF AGRICULTURAL ENGINEERING
UNIVERSITY OF MARYLAND
AND
UNITED STATES DEPARTMENT OF AGRICULTURE COOPERATING
MINI-HOTBED AND PROPAGATING
FRAME

USDA. '69 6080 SHEET 1 OF 1

DESIGNED IN COOPERATION WITH:
CROPS RESEARCH DIVISION