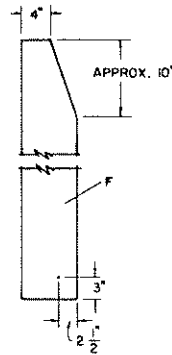
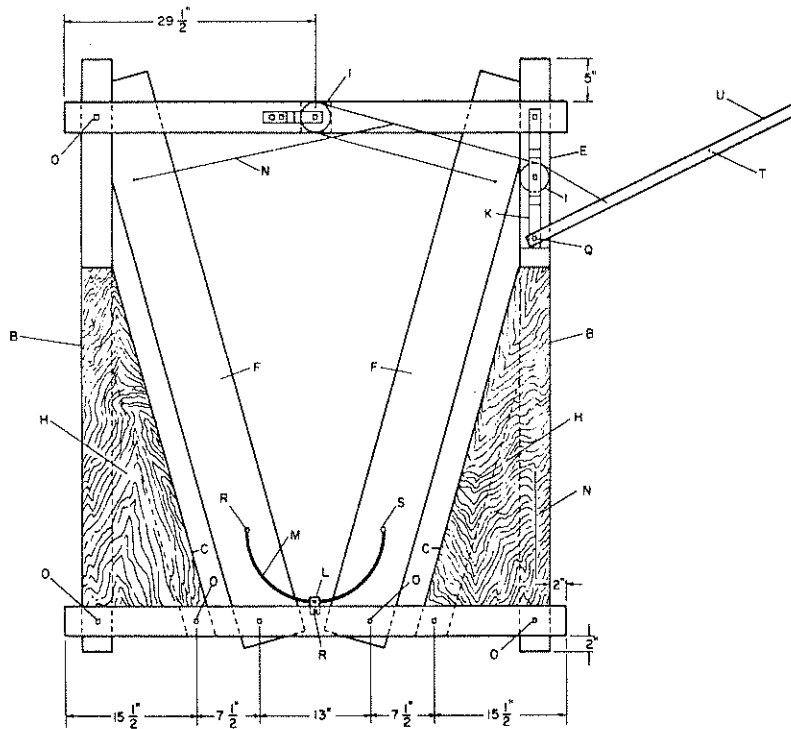


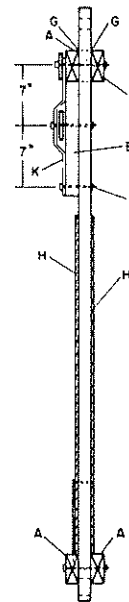
TOP VIEW



NECK BOARD DETAIL



FRONT VIEW



SIDE VIEW
HANDLE NOT SHOWN

MATERIAL LIST		
ITEM	NO.	DESCRIPTION
A	4	2" X 4" X 59" HORIZONTALS
B	2	2" X 4" X 69" UPRIGHTS
C	2	2" X 4" X 45" BRACE
D	1	2" X 4" X 4" BLOCK
E	1	2" X 4" X 13" BLOCK
F	2	2" X 8" X 67" NECK BOARD
G	14	1/2" X 4" X 4" HARDBOARD SPACER
H	4	1/2" X 15" X 39" EXT. PLYWOOD BRACE
I	2	3" PULLEYS
J	1	1/2" X 8" STRAP IRON
K	1	1/2" X 17" STRAP IRON
L	1	1/2" X 4" STRAP IRON
M	1	3/2" SPRING TOOTH
N	1	1/2" X 124" CHAIN
O	8	1/2" X 5" MACHINE BOLT
P	1	1/2" X 6" MACHINE BOLT
Q	1	1/2" X 3 1/2" MACHINE BOLT
R	5	1/2" X 2" MACHINE BOLT
S	2	1 1/2" CUT WASHER
T	1	HOOK
U	1	1 1/2" X 36" PIPE

NOTES

1. WELD CUT WASHER (S) TO SPRING TOOTH (M).
2. 3/16" CABLE MAY BE SUBSTITUTED FOR CHAIN (N).
3. USE PRESSURE TREATED LUMBER FOR LONGER LASTING HEADGATE.
4. HEADGATE MAY BE MOUNTED ON CHUTE IF DESIRED.
5. LENGTH OF BOLTS BASED ON KILN DRIED LUMBER.

DESIGN BY : MYRON PAINE & PAT LEWIS
ACKNOWLEDGEMENT IS MADE
TO MAX R. CRAIGHEAD
(EXTENSION FORESTER) FOR
HIS CONTRIBUTION TO THIS
DESIGN.

COOPERATIVE EXTENSION WORK IN
AGRICULTURE AND HOME ECONOMICS
DEPARTMENT OF AGRICULTURAL ENGINEERING
UNIVERSITY OF MARYLAND
AND
UNITED STATES DEPARTMENT OF AGRICULTURE COOPERATING

WALK-THRU HEADGATE

OKLA. '69 6077 SHEET 1 OF 1