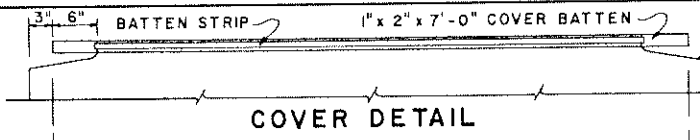
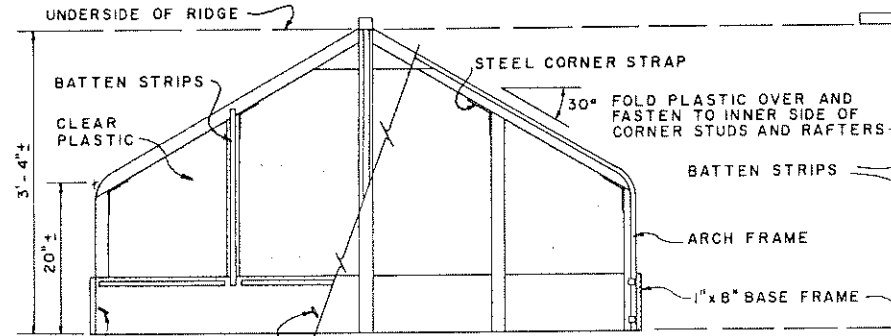


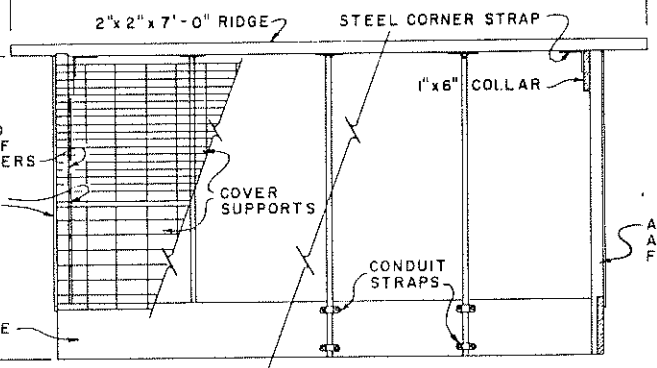
CLEAR PLASTIC COVER WITH CORNERS NOTCHED. FOLD PLASTIC AROUND 1" x 2" AND FASTEN THRU WOOD OR FIBER BATTEN STRIPS.



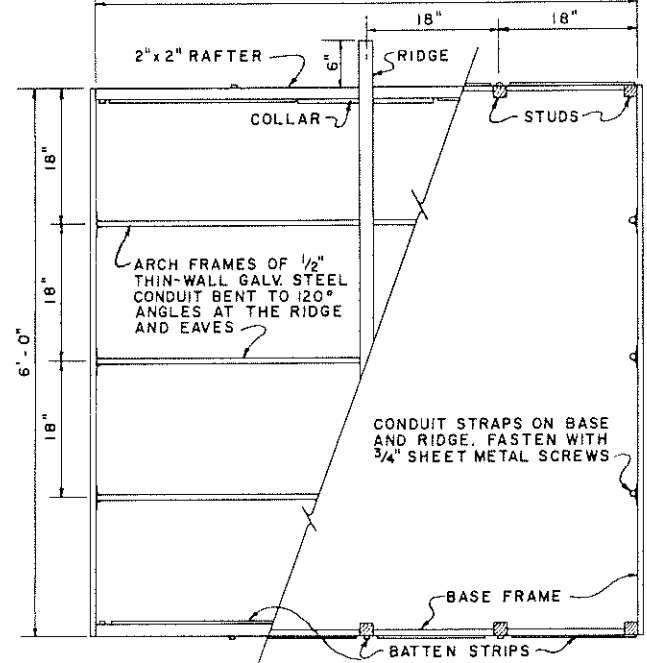
COVER DETAIL



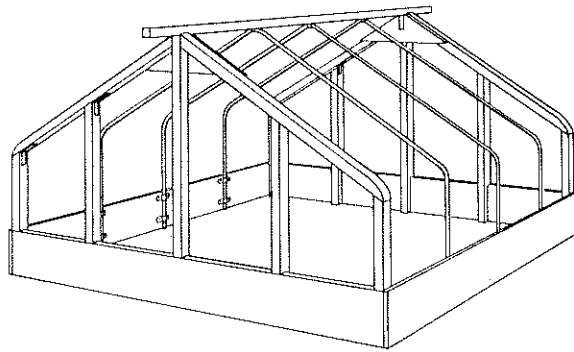
END VIEW CUT AWAY



SIDE VIEW CUT AWAY



TOP VIEW CUT AWAY TO SHOW CONSTRUCTION



PERSPECTIVE VIEW FRAMING ONLY

DUE TO POSSIBLE VARIATIONS IN ANGLES WHEN THE CONDUIT IS BENT FOR ARCH FRAMES, CHECK THE HEIGHTS SHOWN USING AN ARCH FRAME AS A TEMPLATE.

ALL WOOD SHOULD BE TREATED WITH PRESERVATIVE AFTER CUTTING AND BEFORE ASSEMBLY.

METAL PARTS AND FASTENINGS TO BE GALVANIZED OR OTHERWISE RESISTANT TO CORROSION.

METAL PARTS TO BE FASTENED WITH SCREWS.

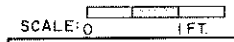
WOOD PARTS MAY BE FASTENED WITH SCREWS OR WITH NAILS, CLINCHED WHERE POSSIBLE.

PLASTIC MAY BE FASTENED THRU THE BATTEN STRIPS WITH NAILS, SCREWS OR STAPLES.

SIDE AND TOP COVER SUPPORTS ARE 2 x 4 INCH WELDED WIRE MESH, HOOKED TOGETHER IN PAIRS AND HINGED LOOSELY TO THE RIDGE WITH STRONG CORD.

MATERIAL LIST

ITEM	QUANTITY	SIZE
BASE FRAME	4 PCS	1" x 8" - 6'-0" LONG
COLLARS	1	1" x 6" - 2'-8"
RIDGE	1	2" x 2" - 7'-0"
RAFTERS	4	" - 3'-6"
STUDS (CENTER)	2	" - 3'-4"
" (OTHER)	4	" - 4'-0"
COVER BATTENS	4	1" x 2" - 7'-0"
ARCH FRAMES	3	1/2" DIA. 10'-0"
CONDUIT STRAPS	15	1/2"
CORNER STRAPS	10	1/8" x 1" x 6"
PLASTIC (ENDS)	2	3'-0" x 6'-6"
" (COVERS)	2	6'-0" x 7'-6"
COVER SUPPORTS	2	3'-0" x 6'-0"
"	2	1'-4" x 6'-0"
BATTEN STRIPS		62'-0"
SCREW HOOKS	8	
FASTENINGS	SEE NOTES	
SOIL HEATING CABLE	1	360 W. - 120'-0"



COOPERATIVE EXTENSION WORK IN AGRICULTURE AND HOME ECONOMICS  
DEPARTMENT OF AGRICULTURAL ENGINEERING  
UNIVERSITY OF MARYLAND  
AND  
UNITED STATES DEPARTMENT OF AGRICULTURE COOPERATING

HOTBED & PROPAGATING FRAME

USDA '64 EX. 5971 SHEET 1 OF 1