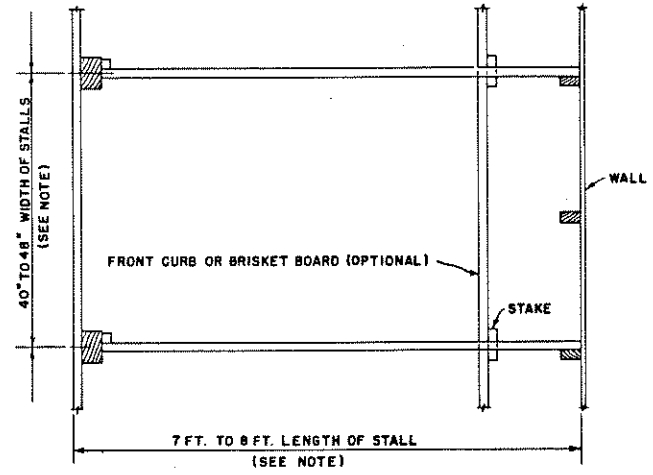
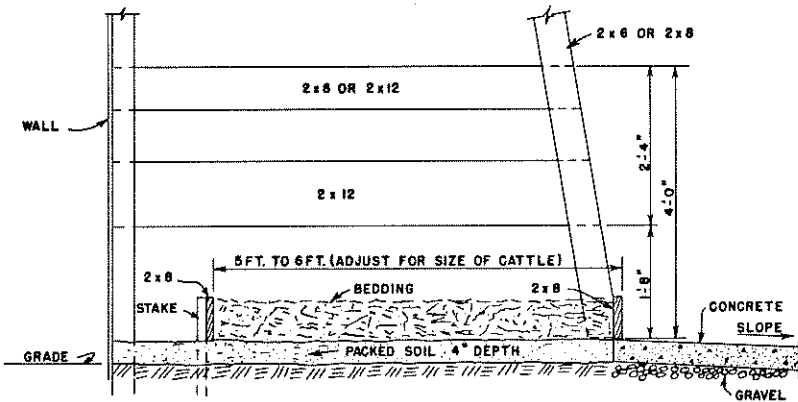


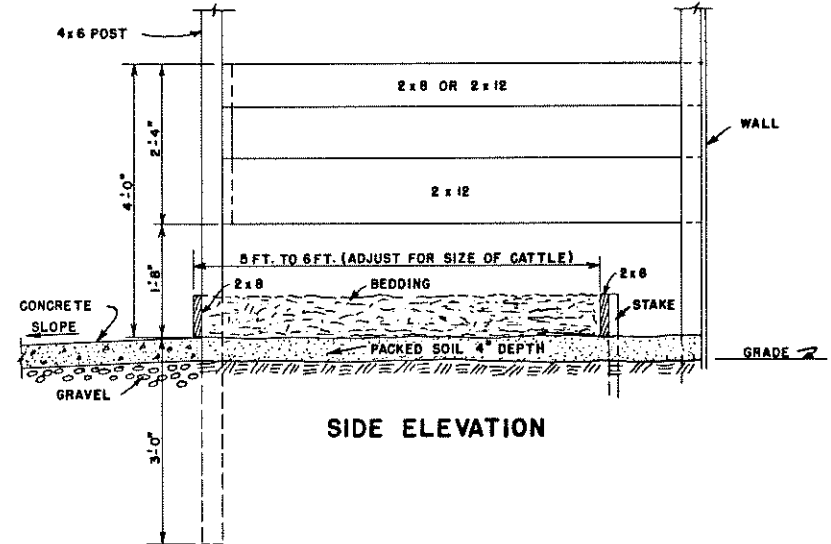
PLAN



PLAN



SIDE ELEVATION



SIDE ELEVATION

NOTES:

THE PARTITIONS AND FRONT OF STALLS MAY BE SOLID OR SLATTED. BOARDS SHOULD BE FASTENED WITH RING SHANK NAILS OR BOLTS. LENGTH OF STALL - MOST DAIRY CATTLE... 7'-6"

WIDTH OF STALL - SMALL BREEDS..... 7'-0" OR LESS
 LARGE DAIRY CATTLE (1300-1500 LBS.)... 48"
 MEDIUM SIZE..... 44"
 SMALL SIZE (900 LBS.)..... 40"

ALLEYS - 8 FOOT MINIMUM WIDTH DEPENDING ON NUMBER OF STALLS SERVED. IF ALLEYS ARE OVER 40 FEET IN LENGTH AND IF DEAD-END, USE A WIDER ALLEY. IF OPEN ON BOTH ENDS IT CAN BE LONGER WITH 8 FOOT WIDTH. SOME ALLEYS NOW IN USE ARE 12 FEET WIDE. STALL POSTS OR REAR FRAMING MEMBER MAY BE VERTICAL OR SLOPE TOWARD STALLS.
 CALF AND HEIFER STALLS ARE PRACTICAL FOR YEARLINGS-SIZE 2 1/2'x5'

ALL POLES, SPLASH BOARDS AND OTHER WOOD IN CONTACT WITH THE GROUND OR MANURE TO BE TREATED WITH PRESERVATIVE. DIMENSIONS OF WOOD MEMBERS SHOWN ARE BASED ON THE USE OF DRESSED LUMBER.

SCALE: 3/4"=1'-0" UNLESS OTHERWISE NOTED.

COOPERATIVE EXTENSION WORK IN AGRICULTURE AND HOME ECONOMICS
 DEPARTMENT OF AGRICULTURAL ENGINEERING
 UNIVERSITY OF MARYLAND
 AND
 UNITED STATES DEPARTMENT OF AGRICULTURE COOPERATING

SEPARATE STALLS FOR LOAFING SHEDS
 USDA '63 EX. 5956 SHEET 1 OF 1