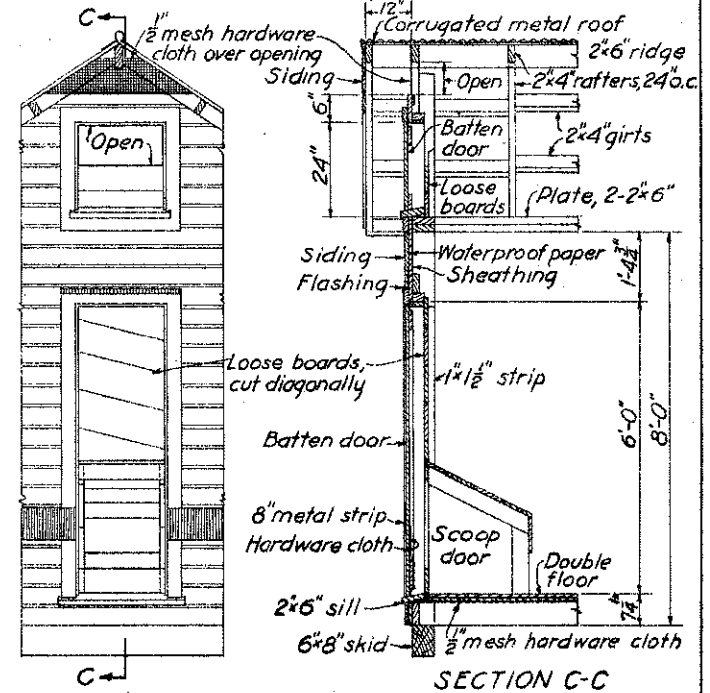
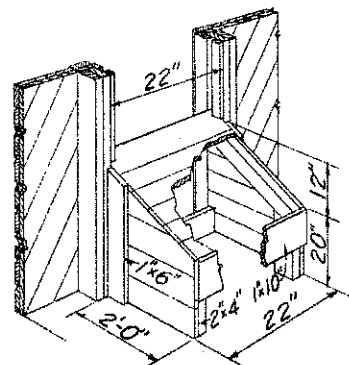
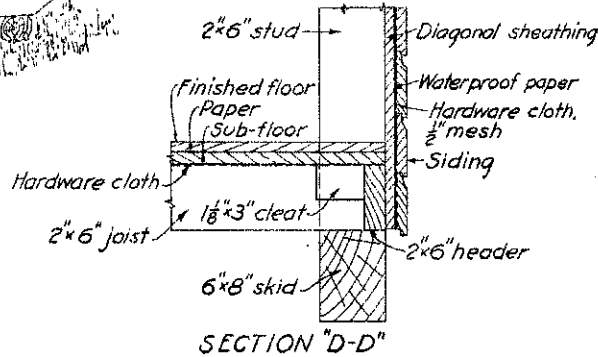
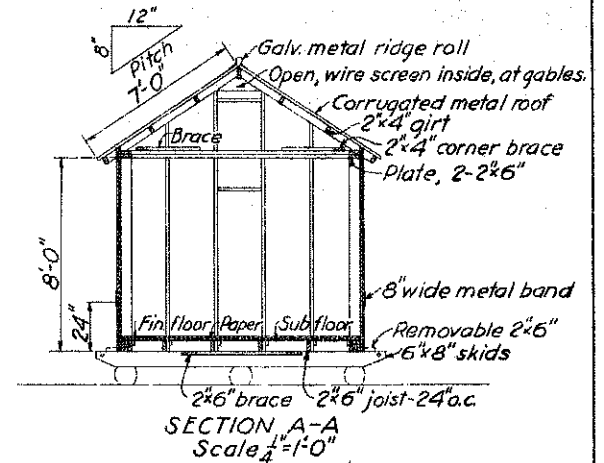
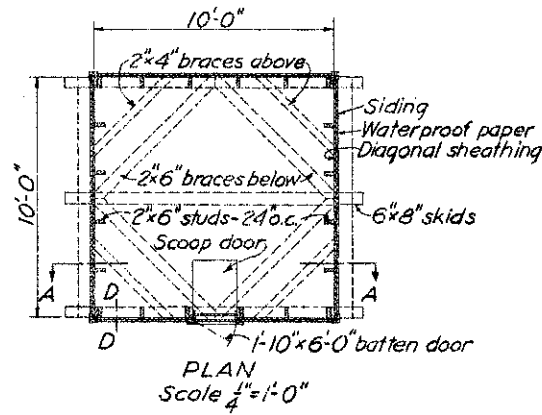


PERSPECTIVE



ELEVATION  
Batten doors not shown.  
DOOR DETAILS  
Scale  $\frac{1}{2}" = 1'-0"$

**BILL OF MATERIAL**

- 3 - 6x8x12'-0" - skids.
- 2 - 2x6x12'-0" - ridge & headers.
- 20 - 2x6x10'-0" - joists, plates, & spreaders.
- 15 - 2x6x16'-0" - studs & braces.
- 8 - 2x4x14'-0" - rafters.
- 6 - 2x4x12'-0" - girts.
- 3 - 2x4x10'-0" - braces & misc. framing.
- 100 - lin. ft. 1 1/8 x 4" - corner boards, trim, etc.
- 40 - lin. ft. 1 1/8 x 3" - corner boards.
- 675 ft. B.M. T & G. sheathing - walls, sub-floor, etc.
- 150 ft. B.M. T & G. Flooring - finished floor, & doors.
- 500 ft. B.M. Drop siding
- 2 - 216 ft. rolls - Waterproof building paper
- 2 - Door sills - 2'-8" long.
- 12 pieces - #26 ga. corrugated metal - 7'-0" long - roof.
- 200 sq. ft. 1/2 mesh hardware cloth.
- 46 lin. ft. - 8" wide, 28 ga. galv. metal strips.
- 12 lin. ft. - Galv. metal ridge roll.
- 3 - 6" Tee hinges.
- 2 - 4" Tee hinges.
- 2 - Hasps.

Nails, paint, and log sills not included in above list.

COOPERATIVE EXTENSION WORK IN  
AGRICULTURE AND HOME ECONOMICS  
STATE OF NORTH DAKOTA  
NORTH DAKOTA AGRICULTURAL COLLEGE  
AND  
U. S. DEPT. OF AGRICULTURE COOPERATING

MOVABLE GRANARY (500 BU)

USDA 18 5530 SHEET 1 OF 1

CAPACITY - 500 BUSHELS