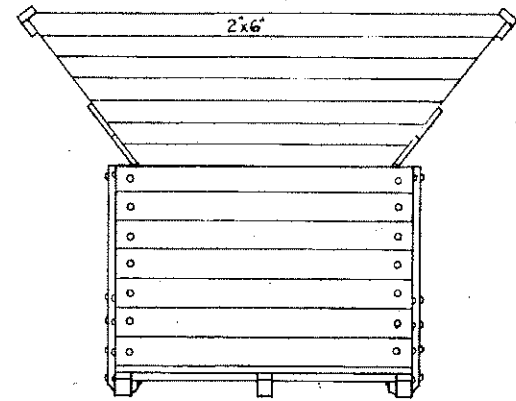
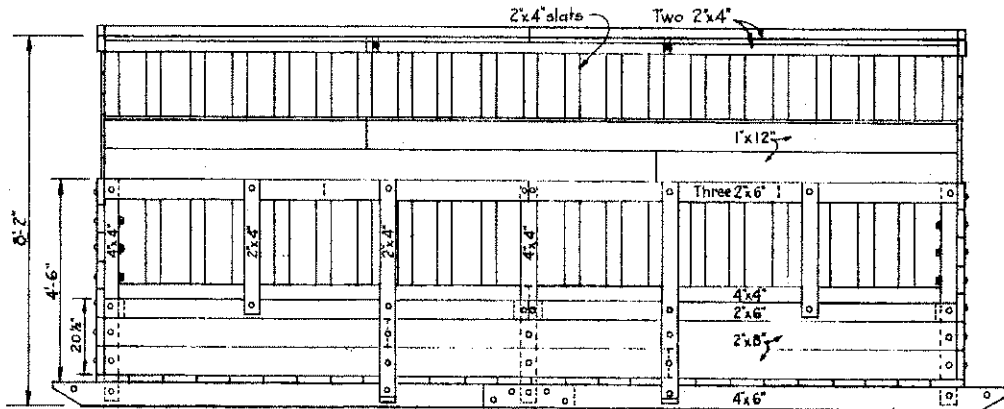


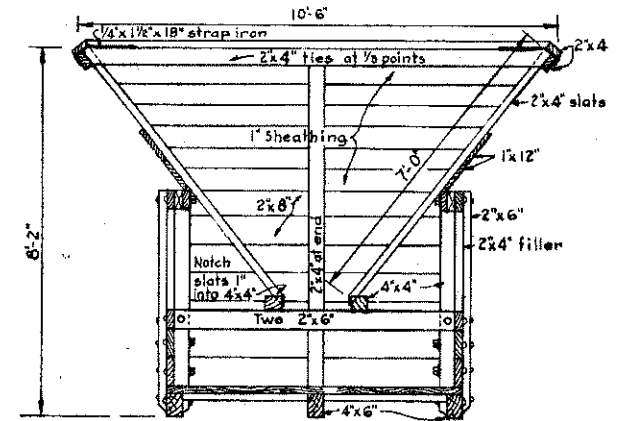
PERSPECTIVE



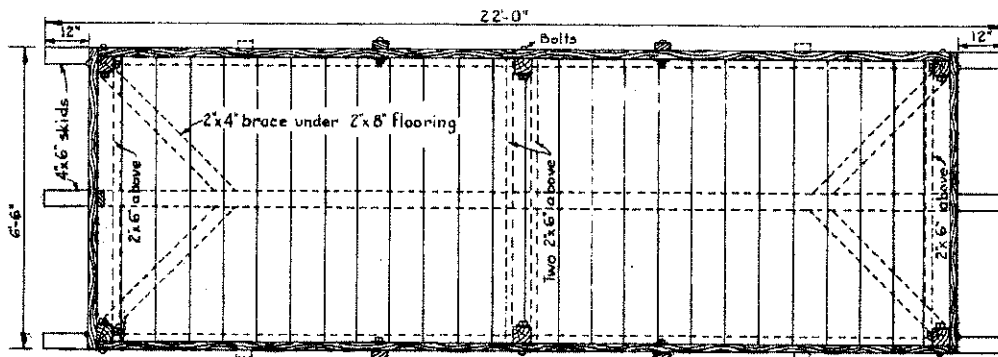
END



SIDE ELEVATION



SECTION



PLAN OF BOTTOM

BILL OF MATERIALS

Lumber:

- 6 pcs. 4x6x12'-0"
- 7 " 4x4x10'-0"
- 26 " 2x8x14'-0"
- 18 " 2x6x10'-0"
- 2 " 2x6x12'-0"
- 2 " 2x6x14'-0"
- 11 " 2x4x10'-0"
- 3 " 2x4x12'-0"
- 24 " 2x4x14'-0"
- 6 " 1x12x14'-0"
- 6 " 1x6x 8'-0"
- 6 " 1x6x10'-0"

Carriage Bolts:

- 18-⁵/₈" x 4" bolts
- 76-⁵/₈" x 6" "
- 6-³/₈" x 7¹/₂" "

Nails:

- 3 lb. 8 d. com.
- 10 " 16 d "
- 12 " 20 d "

4 pcs. ¹/₄" x 1¹/₂" x 18" strap iron

NOTE:

Full length lumber is preferable if available.

COOPERATIVE EXTENSION WORK IN
 AGRICULTURE AND HOME ECONOMICS
 STATE OF INDIANA
 PURDUE UNIVERSITY
 AND
 U.S. DEPT. OF AGRICULTURE COOPERATING

CATTLE HAY FEEDING RACK

U.S.D.A. EX 5464 SHEET 1 OF 1