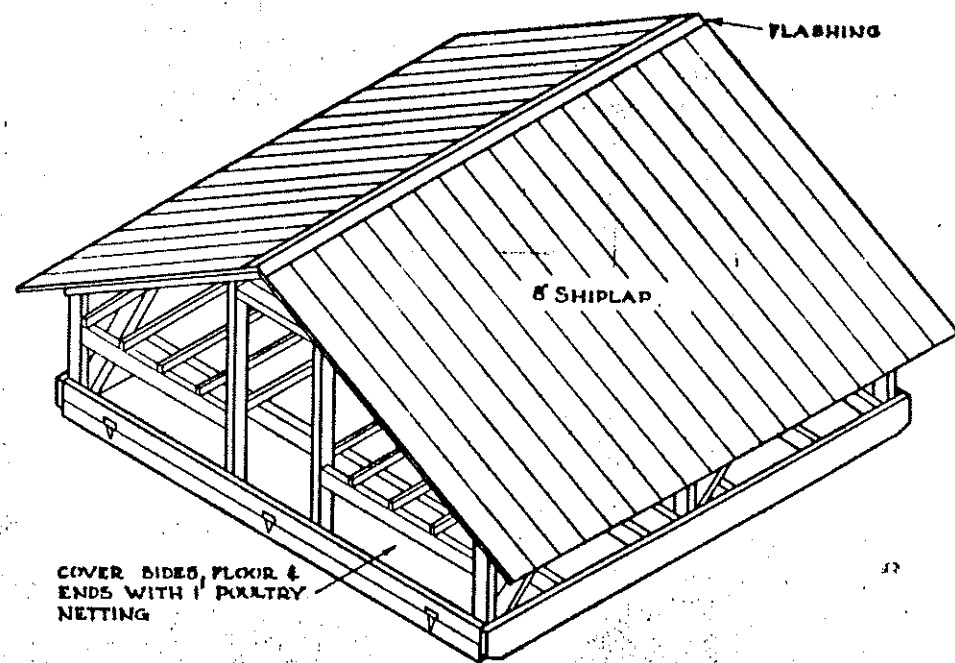
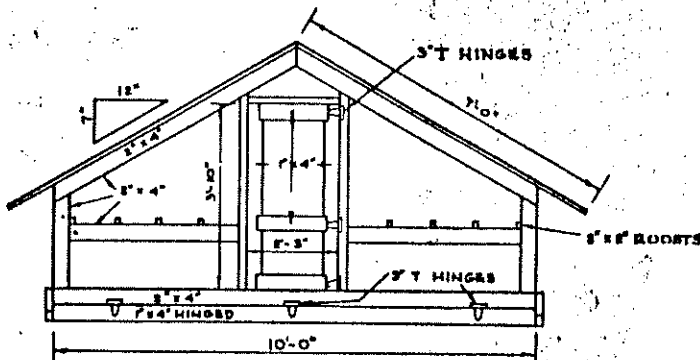


• PLAN VIEW •  
SCALE 1/2" = 6'-0"

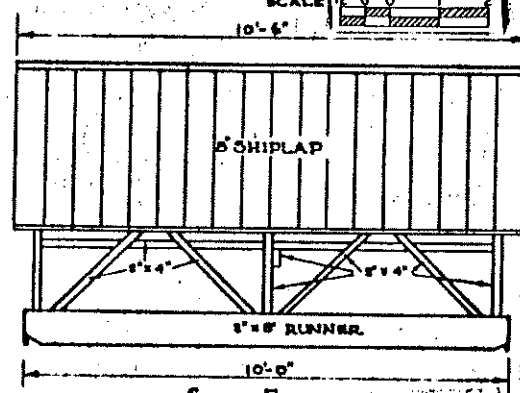


COVER SIDES, FLOOR & ENDS WITH 1" POULTRY NETTING

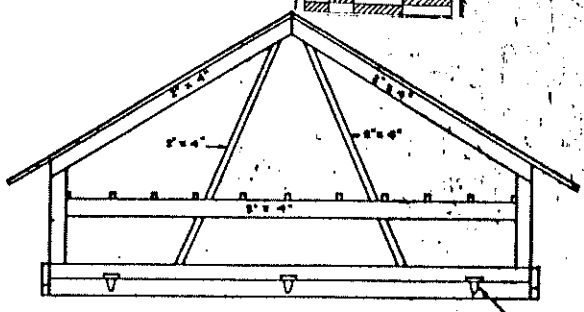
• ISOMETRIC VIEWS •  
SCALE 1/2" = 6'-0"



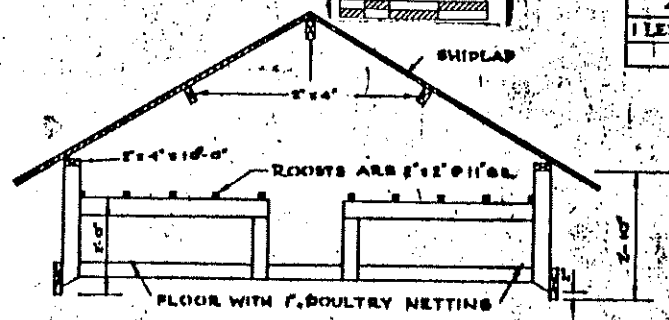
• FRONT ELEVATION •  
SCALE 1/2" = 6'-0"



• SIDE ELEVATION •  
SCALE 1/2" = 6'-0"



• REAR VIEW •  
SCALE 1/2" = 6'-0"



• SECTION •  
SCALE 1/2" = 6'-0"

• BILL OF MATERIAL •

| NUMBER   | SIZE     | LENGTH  | REMARKS            |
|----------|----------|---------|--------------------|
| 2        | 2" x 6"  | 10'-0"  | RUNNERS            |
| 10       | 2" x 2"  | 10'-0"  | ROOTS              |
| 3        | 1" x 4"  | 10'-0"  |                    |
| 12       | 2" x 4"  | 10'-0"  |                    |
| 6        | 2" x 4"  | 6'-0"   |                    |
| 6        | 2" x 4"  | 7'-0"   |                    |
| 18       | 6"       | 14'-0"  | SHIPLAP            |
| 9        | 3"       |         | T HINGES           |
| 6 LBS    | 8d       |         | WIRE NAIL          |
| 1        | 10 LBS   | 16d     |                    |
| 4 LBS    |          |         | SMALL STAPLES      |
| 1 LENGTH | 24" WIRE | 110'-0" | 1" POULTRY NETTING |
| 1        | 6" WIDE  | 10'-6"  | G.I. FLASHING      |

COOPERATIVE EXTENSION WORK IN  
AGRICULTURE AND HOME ECONOMICS  
AND  
U.S. DEPT. OF AGRICULTURE COOPERATING  
**SUMMER RANGE POULTRY SHELTER**  
MW. EX. 5400 SHEET 1 OF 1