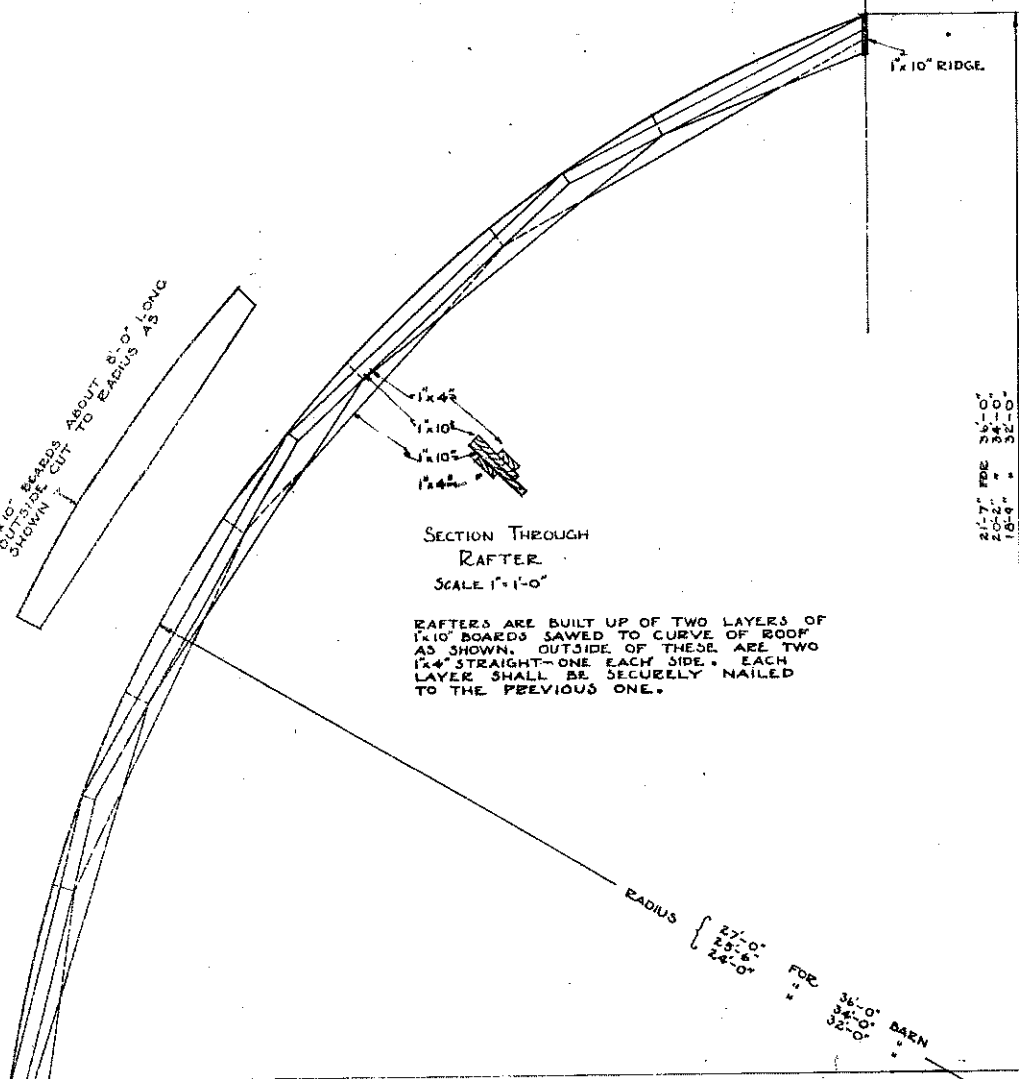



1" x 10" BEARDS ABOUT 8'-0" LONG
 CUT SIDE CUT TO RADIUS AS
 SHOWN



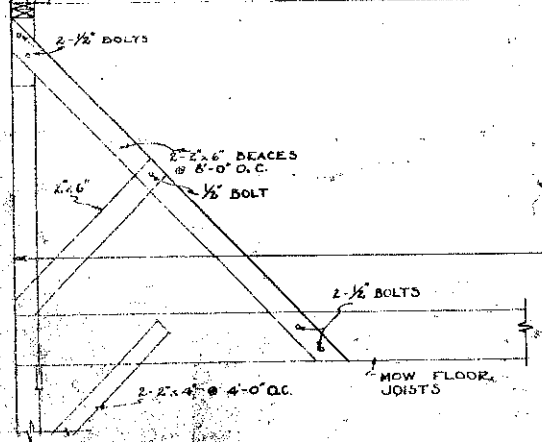
SECTION THROUGH
 RAFTER
 SCALE 1" = 1'-0"

RAFTERS ARE BUILT UP OF TWO LAYERS OF
 1" x 10" BOARDS SAWED TO CURVE OF ROOF
 AS SHOWN. OUTSIDE OF THESE ARE TWO
 1" x 4" STRAIGHT—ONE EACH SIDE. EACH
 LAYER SHALL BE SECURELY NAILED
 TO THE PREVIOUS ONE.

0'-0"
 1'-1"
 2'-2"
 3'-3"
 4'-4"
 5'-5"
 6'-6"
 7'-7"
 8'-8"
 9'-9"
 10'-10"



PART SIDE ELEVATION OF FRAMING
 SCALE 1/4" = 1'-0"



HALF SECTION THRU ROOF FRAMING

COOPERATIVE EXTENSION WORK IN
 AGRICULTURE AND HOME ECONOMICS
 STATE OF NORTH DAKOTA
 NORTH DAKOTA AGRICULTURAL COLLEGE
 AND
 U. S. DEPT. OF AGRICULTURE, COOPERATING
 EXT. AGR. ENGINEER - FARGO, N. DAK.

GOthic RAFTER SAWED TYPE
 MIDWEST 72004-33 EX. S221 SHEET 1 of 1